

RESILIENCE @RISK



18 MONTHS OF CARGO CRIME

**EUROPE, MIDDLE EAST
& AFRICA REGION**



TAPA EMEA INTELLIGENCE SYSTEM

REPORTING PERIOD TO 30 JUNE 2022

RESILIENCE@RISK

€17,869,520

Biggest single reported loss in EMEA

12.4%

Only **1,470** cargo crimes shared a loss value

182

Major crimes with a loss of **€100K** or more

85%

Or **9,633** crimes took place in the top **10 countries**



€579,419

Average loss for major crimes



€126,567,613

Total loss for incidents reporting a value

20

Product categories recorded losses

23.5%

South Africa saw the highest incident total with **2,670** cargo crimes

78

Countries in EMEA recorded cargo thefts

€231,808

Daily loss for **18 months**

€86,159

Average loss for all incidents with a value

11,332

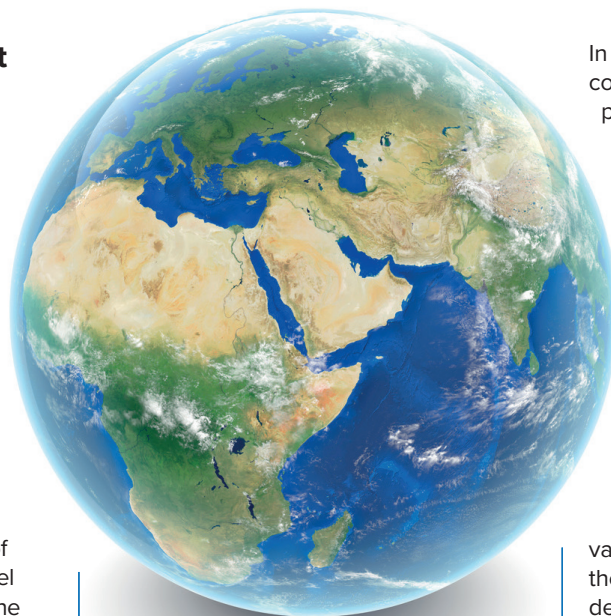
Cargo crimes reported to TAPA EMEA

RISING CARGO CRIME - AN UNWELCOME CERTAINTY IN AN UNCERTAIN WORLD

There can be no doubt that the resilience of supply chains in the Europe, Middle East & Africa (EMEA) region is more at risk today than at any time in the past two decades.

Disruption surrounds us. Is Covid behind us or not? Are we going to face another winter of lockdowns? Will the war in Ukraine end or escalate, and what does this mean to political and economic stability? How long will we be negotiating the 'cost of living' crisis? Will we have sufficient fuel supplies, and at what cost? How will the lack of people working in supply chain facilities and driving delivery vehicles impact the productivity and financial performance of businesses?

In a time of such uncertainty, there is most definitely one thing we can confidently predict; cargo losses from supply chains in EMEA will continue to rise and the geography covered by criminals and Organised Crime Groups (OCGs) will spread. And, this is what we have to continue to fight against as a trade Association, as individual companies, and in the form of industry and public-private collaboration.



In this respect, in the 18 months covered by this report, we have made good progress. I have no doubt that the companies which are taking the security and resilience of their supply chains most seriously will have managed risks and prevented losses to protect themselves, their employees, and customers. But, for everyone else, it may remain a lottery as to whether or not they become a victim of a cargo theft and, if they do, how badly they are damaged by it.



In recent months, we have shared a communication sent out to their industry peers by a bicycle manufacturer in Europe after they suffered their very first cargo theft. They were keen to warn others of the risk, and we applaud this initiative. They estimated that the loss of one truckload of parts would impact the production of 10,000 bicycles and delay customer orders by up to 12 months.

The true impact of cargo crime

And, this is what many people forget about the impact of cargo crime. The value of the stolen goods is only part of the story. The consequences can be far deeper and more damaging, particularly in terms of customer relationships. So, for anyone feeling complacent about the security of their supply chain operations, I hope you find something in this analysis which encourages you to question if you really are doing everything you can to combat an attack on one of your facilities or vehicles.

The challenge we always face when we analyse data is that cargo crime is a 24/7/365 'business' in its own right. The TAPA EMEA Intelligence System (TIS) receives new notifications of freight thefts every single day. For this report, we have looked at data and information reported to our database for the 18 months from 1 January 2021-30 June 2022. The incident and value statistics you will see may surprise or even alarm you. I think it should be the latter – but, also bear in mind that since the cut-off point when we started to analyse the reports we had received, even more will have come in. Often, we can receive an entire 12 months of incident reports in one go from a company or law enforcement agency at the end of a year.

So, what are the headlines for the past 18 months?

One of the first things to note is the number of countries where we recorded cargo losses, 78 in total across the EMEA region, and more than ever before.

'The value of the stolen goods is only part of the story. The consequences can be far deeper and more damaging, particularly in terms of customer relationships.'

'We also see a developing trend of more small-time, individual cargo crimes, possibly being driven by the 'cost of living' crisis sweeping across Europe, in particular.'



The value of goods stolen will attract headlines - **€126,567,613** of products stolen from supply chains in 546 days – that's **€231,808** for every single day of these 18 months.

For major cargo crimes – which we record as incidents with a loss value of **€100,000** or more, the average loss stood at **€579,419**. That's quite a difficult conversation with any customer when you have to explain that this value of their goods has been lost while in your control.

And, the average loss for every crime reported with a value in 18 months was **€86,159**.

Lessening the chances of cargo theft

For anyone outside of the supply chain environment, losses like this can be breath-taking, but, not when you consider the sheer volumes of goods being stored and transported daily in our region. But, you still do not want to be one of the victims, or you at least need to be confident you have taken all of the practical and pragmatic steps to lessen the chances of suffering a cargo theft.

Crime, of course, will always happen. Determined thieves can very often find their way around even the most

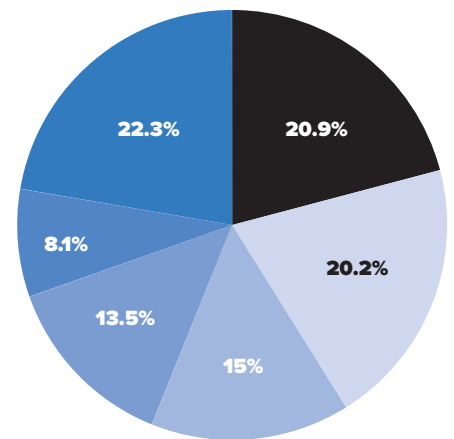
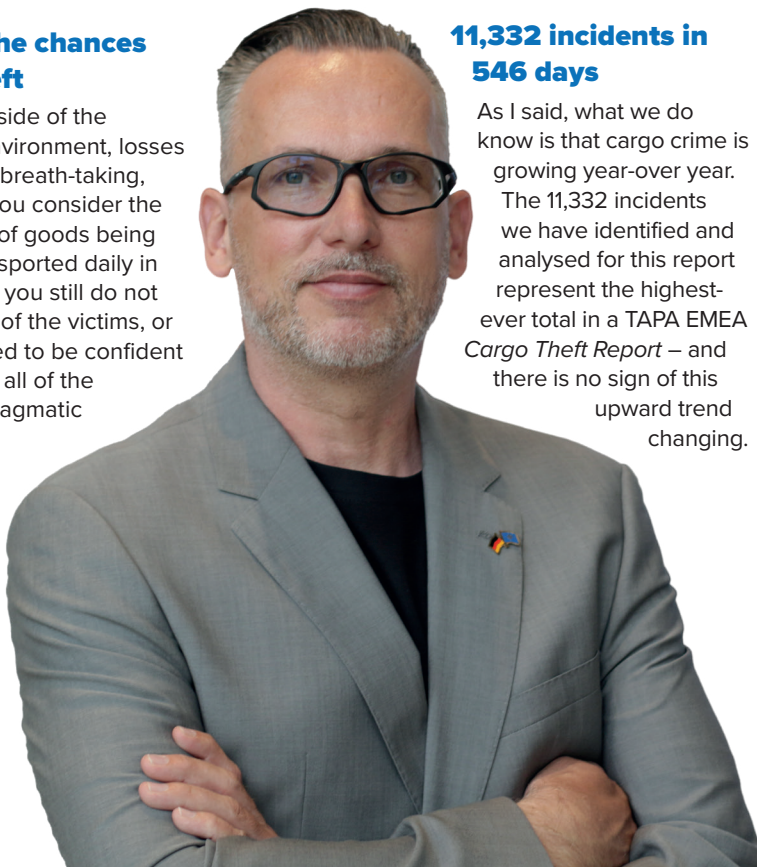


sophisticated security regimes – but, let's not make it easy for them.

Another key point I want to highlight is the significant drop in the number of crimes which are reported to TAPA EMEA will an actual value for the products stolen. In 2020, 65.1% of incidents added to our intelligence database shared the financial loss information. In the 18 months covered in this report, we saw this figure slump to just 12.4%. This obviously raises the question of what the loss figure for these months would have been if we'd had 100% of the loss data?

11,332 incidents in 546 days

As I said, what we do know is that cargo crime is growing year-over-year. The 11,332 incidents we have identified and analysed for this report represent the highest-ever total in a TAPA EMEA *Cargo Theft Report* – and there is no sign of this upward trend changing.



INCIDENTS - TOP 5		
18 MONTHS (JAN 2021-JUN 2022)		
	INCIDENTS	% OF TOTAL
Theft	2,376	20.9%
Hijacking	2,284	20.2%
Theft from Vehicle	1,707	15%
Theft from Trailer	1,529	13.5%
Unknown	910	8.1%
TOP 5 TOTAL	8,806	77.7%
OTHER INCIDENTS		
	INCIDENTS	% OF TOTAL
Theft of Vehicle	758	
Robbery	551	
Fraud	518	
Theft of Trailer	266	
Theft from Facility	218	
Clandestine	109	
Theft from Container	46	
Truck Theft	27	
Theft of Container	17	
Theft from Train	16	
TOTAL	2526	22.3%

Thousands of Organised Crime Groups (OCGs) are active in Europe alone and many of these will have been responsible for the cargo thefts referenced in this report, most notably the very high value incidents where a degree of planning and organisation were clearly required to enact the crime. The rewards are rich and the risk is low and worth taking if you are an OCG looking for relatively easy moneymaking opportunities.

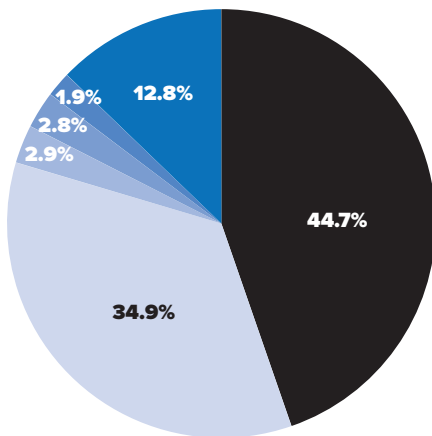
We also see a developing trend of more small-time, individual cargo crimes, possibly being driven by the 'cost of living' crisis sweeping across Europe, in particular. Given the economic outlook, and the ability of criminals to spot new opportunities in the 'black market,' we expect to see more evidence of crimes involving low loss values and small quantities of goods.

THE BIG PICTURE

Fuel thefts a 'strong indicator'

Fuel thefts in EMEA are already a strong indicator of this, particularly in the opening six months of 2022. These losses can range from hundreds of thousands of Euros to an individual skimming 50-100 litres of diesel from a truck for their own private use. The speed with which these crimes appeared, as fuel prices at gas station pumps rose rapidly, shows how quickly crime trends can develop when market demand is clear.

Similarly, we see more crimes involving thefts of everyday items which are becoming more expensive to buy legitimately: food and drink, cosmetics and hygiene products, and clothing and footwear.



PRODUCT LOSSES - TOP 5 18 MONTHS (JAN 2021-JUN 2022)		
	INCIDENTS	% OF TOTAL
Miscellaneous	5,053	44.7%
Unspecified	3,953	34.9%
Tools/Building Materials	332	2.9%
Food & Drink	328	2.8%
Clothing & Footwear	211	1.9%
TOP 5 TOTAL	9,877	87.2%
OTHER PRODUCTS		
	INCIDENTS	% OF TOTAL
Furniture/Household Appliances	204	
Metal	202	
Fuel Theft	168	
Tobacco	156	
No Load (Theft of truck and/or trailer)	134	
Cosmetics & Hygiene	99	
Bicycles	91	
Cash	78	
Tyres	60	
Phones	57	
Computers/Laptops	54	
Car parts	39	
Pharmaceuticals	39	
Toys/Games	35	
Sports Equipment	19	
Jewellery/Precious Metals	14	
Agricultural Materials	6	
TOTAL	1,455	12.8%

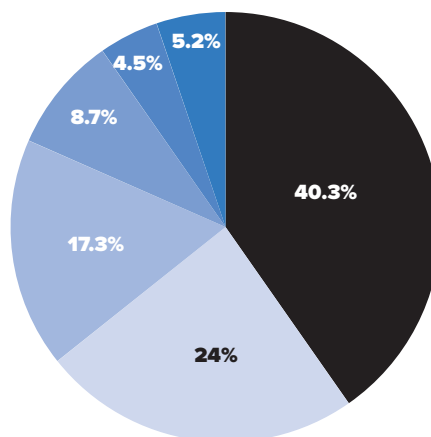
'The message is clear. If you park in an unsecured parking location, you are far more likely to become a victim of a cargo crime. This message is especially for companies and drivers who continue to do this in locations where there is a choice of a professional secure truck parkings are available.'

We expect these to continue to grow, too, in 2023.

Vehicles, of course, remain the prime focus for cargo thieves as they are more vulnerable and seem to be easier to target, often avoiding detection until the criminals are far gone from the scene. From empty trucks with no loads, to trucks and trailers full of products, and, increasingly, Last Mile delivery vans, we see more risks.

Why not park securely?

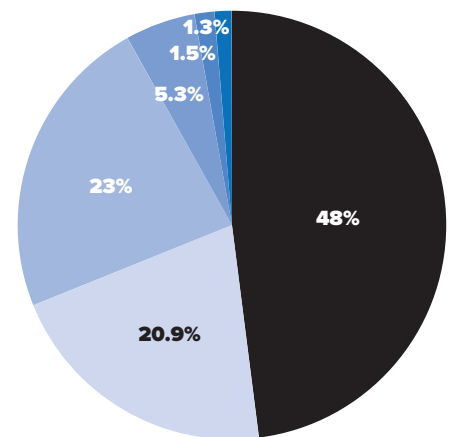
One of the terms you will read frequently throughout this report is 'Unclassified Parking Location'. I read this as unsecured parking locations – a layby, on an industrial park, or even at a motorway service station. Solving this



TYPE OF LOCATIONS - TOP 5 18 MONTHS (JAN 2021-JUN 2022)		
	INCIDENTS	% OF TOTAL
Unknown	4,575	40.3%
En Route	2,722	24%
Unclassified Parking Location	1,959	17.3%
Destination Facility	979	8.7%
Services 3rd Party Facility	514	4.5%
TOP 5 TOTAL	10,749	94.8%
OTHER LOCATIONS		
	INCIDENTS	% OF TOTAL
Origin Facility	445	
Secure Parking Location	36	
Maritime Transportation Facility	32	
Railway Operation Facility	32	
Road Transportation Facility	25	
Authorised 3rd Party Facility	7	
Aviation Transportation Facility	6	
TOTAL	583	5.2%

problem is going to take years, but we have started the first steps to support the growth of secure parking sites with the TAPA EMEA Parking Security Requirements, and we will continue to drive this forward with, I hope, more support from the industry and Parking Place Operators.

For now, the message is clear. If you park in an unsecured parking location, you are far more likely to become a victim of a cargo crime. This message is especially for companies and drivers who continue to do this in locations where there is a choice of a professional secure truck park with very acceptable driver facilities. If they choose not to use these secure sites because of the parking cost – maybe €30 per 24 hours – think about having to make a call to a customer to tell them the hundreds of thousands of Euros of their goods onboard your truck have been



TYPE OF M.O. - TOP 5 18 MONTHS (JAN 2021-JUN 2022)		
	INCIDENTS	% OF TOTAL
Unknown	5,435	48%
Forced Stop	2,367	20.9%
Intrusion	2,602	23%
Violent & Threat with Violence	608	5.3%
Internal	169	1.5%
TOP 5 TOTAL	11,181	98.7%
OTHER M.O.		
	INCIDENTS	% OF TOTAL
Deception Other	81	
Deceptive Stop	24	
Theft from Moving Vehicle	24	
Deceptive Pick Up	22	
TOTAL	151	1.3%

stolen because you chose not to use a secure parking. And, as I said earlier, the average for major cargo crimes is more than **€579,000**. So, if a secure parking exists where you need one, the very best advice we can offer is to use it.

While attacks on trucks have accounted for easily 85-90% of all cargo theft incidents in EMEA in 18 months, in 2022, we have seen a noticeable month-over-month increase in Theft from Facility crimes. Overall, these still only represented less than 2% of all cargo crimes in the period to 30 June 2022, but this is a trend we will continue to closely monitor. Perhaps, it is a reflection of an increase in first-time or small-time cargo thieves who believe warehouses are full of highly-desirable products, and they have yet to learn that, these days, professional warehouse operations are usually well protected by security systems. Maybe it won't be too long before they switch their attention to trucks and vans, too.

Most products are at risk

Whatever they target, it is clear that – as we continually emphasise – nearly all goods stored or moving in supply chains are at risk of being stolen. More and more, the crime reports we receive acknowledge stolen goods as either 'Miscellaneous' or 'Unspecified' but, for the rest, we have seen losses in 20 different TIS product categories, and this is now consistent year-on-year.

In 18 months, we have also seen far too many violent attacks on truck drivers and security escorts, and losses of lives of truck drivers, police officers, security guards and migrants trying to cross borders onboard trucks and freight trains. Every incident is one too many.

But, as we look to manage risks to the resilience of supply chains in EMEA, we can also see positive developments. More companies are adopting the TAPA Security Standards to help protect their facilities, trucks, secure parking sites and employees - and we expect many more certifications once we launch the next, revised versions of our Facility Security Requirements (FSR), Trucking Security Requirements (TSR) and Parking Security Requirements (PSR).

Acknowledging the results of LEAs

On behalf of TAPA EMEA, and all of our members, I wish to acknowledge and thank the Law Enforcement Agencies across our region who continue to



work diligently and professionally to disrupt cargo crime groups, to arrest suspects, and recover stolen loads. A large number of cargo thefts seen in the last 18 months have seen these positive outcomes and we are looking to work even closer with police forces to support their efforts and, ultimately, reduce the number of cargo losses as well as the time they need to invest in investigating cargo crimes and trying to track down the perpetrators of these offences.

I also wish to say a very big 'thank you' to all of the companies, police forces, and individuals who have shared cargo loss intelligence with us in these 18 months. Every single incident report we receive is vital to us and to our members. We can only risk manage what we know.

We constantly ask everyone to share any cargo crime data they have with TAPA EMEA. Every report remains anonymous. We never capture or share any personal or company names or information.

I hope, as you read this report, you feel indebted to those already sharing this information and their inspired efforts to improve the security and resilience of supply chains for all stakeholders will encourage you to follow their fine example.

Thorsten Neumann
President & CEO
TAPA EMEA

CARGO CRIME 2021/22 - MONTH-BY-MONTH ANALYSIS

MONTH	HY 2022	2021	2020	% CHANGE YOY
JANUARY	462	546	851	-35.80%
FEBRUARY	497	474	933	-49.19%
MARCH	531	572	572	No Change
APRIL	373	559	301	66.44%
MAY	351	381	352	21.30%
JUNE	209	346	405	-12.83%
JULY		366	294	24.48%
AUGUST		336	522	-35.63%
SEPTEMBER		357	592	-39.69%
OCTOBER		556	594	-6.39%
NOVEMBER		622	693	-10.24%
DECEMBER		547	354	54.51%
UNKNOWN Incidents reported to TAPA EMEA but with no date recorded.	518	2729	N/A	N/A
TOTAL	2,941	8,391	6,463	29.80% vs. 2020 2.26% on HY 2021



TAPA EMEA INTELLIGENCE SYSTEM

€58,498,302

Total loss for the **12.1%** of recorded cargo crimes with a value



20 - Number of TAPA TIS product categories recording losses

€5,292,407

Theft of 70,000 tyres during a looting at an Origin Facility in Durban, South Africa, on 11 July

8,391

Total number of cargo thefts reported to TAPA EMEAs TIS, up **29.8%** vs **6,463** in the 2020 Annual Report

84.2%

Or **7,065** of crimes recorded in 2021 took place in **10** countries in EMEA

104

Number of major losses with a value over **€100,000**

3.2%

Tools/Building Materials was the TIS product category with most thefts, **270** in total or **3.2%** of all crimes



24.3%

Of reported incidents involved Theft, **2,040** crimes in total



56

Countries in EMEA recorded cargo crimes



96

Number of incidents with a loss value between **€50,000** and **€100,000**

€57,183

Average loss for cargo thefts with a value

€160,269

Average daily loss from supply chains in the EMEA region

1,991

South Africa recorded the highest number of cargo crimes - **23.7%** of the annual total

€43,569,320

Total value of major crimes with a loss of **€100,000** or more

22%

Of reported incidents involved Forced Stop, **1,847** crimes in total



1,618



Or **19.3%** of the freight theft incidents in EMEA took place in Unclassified Parking Locations in 2021

€5.7m

Total value of losses between **€50,000-€100,000**

€418,935 - Average loss for the **104** major cargo crimes in EMEA



TAPA EMEA INTELLIGENCE SYSTEM

€68,069,311

Total loss for the **15.1%** of recorded cargo crimes with a value



20 - Number of TAPA TIS product categories recording losses

€17,869,520

Theft of Miscellaneous goods from an unspecified location in Norresundby, Denmark, on 17 January

2,941

Total number of cargo thefts reported to TAPA EMEA's TIS database in the opening 6 months of 2022

88.5%

Or **2,604** of crimes recorded in HY/2022 took place in **10** countries in EMEA

78

Number of major losses with a value over **€100,000**


5.6%

Fuel was the TIS product category with most thefts, **167** in total or **5.6%** of all crimes

22.9%

Of reported incidents involved Theft from Vehicle, **676** crimes in total

66

 Countries in EMEA recorded cargo crimes

38

Number of incidents with a loss value between **€50,000** and **€100,000**

679

South Africa recorded the highest number of cargo crimes - **23%** of the HY/2022 total

€152,280

Average loss for cargo thefts with a value

€376,073

Average daily loss from supply chains in the EMEA region

€61,885,103

Total value of major crimes with a loss of **€100,000** or more

22%

Of reported incidents involved Forced Stop, **1,847** crimes in total



341

Or **11.5%** of the freight theft incidents in EMEA took place in Unclassified Parking Locations



€6.3m

Total value of losses between **€50,000-€100,000**

€793,398

 - Average loss for the **78** major cargo crimes in EMEA

MAJOR CARGO CRIMES - €100K & OVER

MAJOR CARGO THEFTS OF €100K OR MORE RECORDED A TOTAL LOSS OF > €105 MILLION IN 18 MONTHS AND AVERAGE LOSSES OF €579,419

Over €105 million of products were stolen in high value cargo thefts from supply chains in the Europe, Middle East & Africa (EMEA) region in the 18 months to 30 June 2022, but despite this significant sum, the true picture was heavily distorted by the low level of crime reports providing financial loss data.

In 2020, 65.1% of all cargo crimes reported to TAPA EMEA included a loss value. Over the past 18 months, this statistic has slumped to just 12.4%. Consequently, the Association expects there to have been substantially more incidents with losses of €100,000 or more over this period than just the 182 recorded in the TIS intelligence database.

TAPA EMEA classifies a major cargo theft as any incident involving goods valued at €100K or more. In 2021, 104 individual losses were reported in this value category, costing businesses more than €43 million in stolen products alone. This annual figure has already been exceeded by 42% in 2022, with half-year data already showing another €61,885,103 of losses for a further 78 major incidents in just 191 days.

MAJOR CRIMES BY TYPE OF LOCATION	TOTAL
Unknown	76
Origin Facility	32
Unclassified	30
En Route	20
Services 3 rd Party Facility	11
Destination Facility	6
Secured Parking	3
Maritime Transportation Facility	3
Road Transportation Facility	1

The 182 major freight theft incidents in 18 months covered in this report accounted for a total loss of €105,454,423 or an average for each crime of €579,419.

This included 18 crimes in the EMEA region with seven-figure losses.

Overall, major losses were recorded in 21 countries, with 123 or 67.6% of these crimes in:

- **Germany** - 40 incidents with a loss total of €7,982,264 or an average of €199,557;
- **South Africa** - 34 incidents totalling €30,331,638 and averaging €892,107;
- **United Kingdom** - 20 incidents with a combined loss of €5,016,650 or an average of €250,833;
- **Italy** - 17 incidents reporting a total loss of €7,917,260 or an average of €465,722;
- **Russia** - 12 incidents totalling €3,253,820 and averaging €271,152.

Outside of these countries, the highest loss value for an individual cargo crime was recorded in Denmark – the €17.8 million loss on miscellaneous goods in Norresundby in January 2022.

Cargo thefts producing losses of €100K or more were recorded in 20 TAPA EMEA TIS product categories. By total value, the top five TIS product categories impacted were:

- **Phones** - €5,901,186 loss from 8 incidents
- **Jewellery/Precious Metals** - €5,788,994 of products stolen in just 4 incidents
- **Tyres** - €5,399,437 loss from 2 incidents
- **Car Parts** - €5,002,687 loss from 7 incidents
- **Cash** - €2,682,093 loss from 3 incidents



The 20 highest value crimes reported to TAPA EMEA's TIS in this reporting period were:

€17,869,520

On 17 January 2022, a large shipment of miscellaneous goods was stolen from a facility in Norresundby, Denmark. No further incident intelligence was reported to TAPA EMEA.

€5,994,652

Armed robbers targeted an Origin Facility in Durban, South Africa, on 18 March 2022, escaping with a significant quantity of clothing products. Police later arrested suspects in connection to the theft.



€5,458,860

Offenders stole 48 bags of cobalt hydroxide from a warehouse in Gauteng province, South Africa, on 26 January 2022. The stolen bags were recovered by South African Police Service officers from a warehouse in Durban on 5 March. Cobalt hydroxide is used as a drying agent in paints, varnishes, and ink, and

MAJOR CARGO CRIMES - €100K & OVER

is also used as a catalyst when making battery electrodes.

€5,292,407

Social unrest in South Africa often leads to a rise in cargo crime. This incident took place following news of former South African president, Jacob Zuma, being



taken into police custody. During the disturbances and widespread looting, thieves broke into an Origin Facility in Durban, KwaZulu-Natal, on 11 July 2021 and stole 70,000 tyres. Some of the tyres were identified being sold online.



MAJOR CARGO CRIMES BY TYPE OF INCIDENT	TOTAL
Theft	37
Theft from Facility	33
Theft from Vehicle	28
Robbery	21
Hijacking	18
Theft of Vehicle	12
Theft from Trailer	11
Theft of Trailer	10
Fraud	9
Theft from Container	2
Truck Theft	1

€5,000,000

This cargo theft gained particular notoriety because it was initially publicised in the media with a reported loss value of **€50 million**, which was subsequently proved to be incorrect. The incident involved the theft of gold and diamonds from a facility in Amsterdam on 19 May 2021.



The crime became even more high profile as the robbery and subsequent police chase was captured on film by a neighbour living next to the targeted building, as well as by other members of the public, and shared on online media channels. The incident began early in the afternoon of 19 May when masked men with machine guns jumped out of cars outside the premises of a leading precious metals trading company to attack an armoured truck. Photographs taken by nearby residents showed one of the robbers standing guard and firing several shots into the air to ward off any interventions.

Escaping the scene with the shipment of gold and diamonds, the offenders headed north on the N247 provincial road, with Dutch police in hot pursuit by road and in the air using a police helicopter. Gunshots were exchanged between the suspects and police officers as the pursuit headed into Broek in Waterland, North Holland.

Some suspects were seen driving along cycle paths at 60-70kph in an attempt to avoid capture, with one of their vehicles crashing through a garden fence and colliding with a tree. Images from the property's security camera showed the suspects jumping out of the car and fleeing into the adjacent meadow. Two of the suspects' other vehicles were found set on fire after the occupants fled on foot.

Police later confirmed one suspect was killed during the exchange of gunfire and six others arrested, two of whom were wounded.

An eighth person was arrested hours later travelling on the A16 near Rotterdam. The **€5m** haul was also recovered by police officers by 21.00hrs the same evening and transferred to an unknown secure location onboard a police truck. Since the crime, further intelligence has suggested the loss value may have been even slightly lower at around **€4.8m**.

€5,000,000

This crime on 2 May 2022 was the highest value incident reported in Ukraine to TAPA EMEA since the start of the war with Russia. The incident took place in Melitopol in southeastern Ukraine. The type/s of products targeted were not recorded.

€3,307,214

On 3 March 2021 in Kelvin, South Africa, police received information on a planned armed robbery of a truck carrying a consignment of phones. Arriving at the scene, police officers were met by gunfire from the suspects and retaliated. 14 offenders were subsequently arrested, while others escaped on foot. One security guard and one suspect suffered fatal injuries.



€3,000,000

On 25 March 2022, armed thieves robbed a cash-in-transit (CIT) delivery company facility in San Giovanni Teatino in Italy.



€2,107,093

West of Harare in Zimbabwe on 7 January 2021, a violent hijacking of a cash-in-transit vehicle occurred after the driver and two security guards gave a lift to six passengers, one of whom pulled a gun on the driver and guards and forced the truck to pull over. The offenders then loaded seven cash boxes into a car and escaped. Media reports stated the crime was the biggest cash-in-transit heist in the country's history, with one article commenting: "In a country with severe cash shortages, and where people queue for days at banks, this is an eye-watering sum to lose."

€1,665,071

Recorded cargo crimes in Croatia are rare but in this incident on 14 May 2022, high-value, unspecified goods were stolen from a Destination Facility in the city of Našice.

MAJOR CRIMES BY MODUS OPERANDI	TOTAL
Unknown	80
Intrusion	52
Violent & Threat with violence	32
Internal	9
Forced Stop	3
Deceptive Pick Up	3
Deception Other	2
Theft from Moving Vehicle	1

MAJOR CARGO CRIMES - €100K & OVER

€1,636,275

On 6 April 2022, another large shipment of goods was stolen from a facility in war-torn Melitopol, Ukraine. No further insight was forthcoming on this incident.

€1,500,000

On 20 April 2022, suspects were arrested while trying to steal cargo from a moving HGV in an undisclosed area of France.

€1,500,000

Police in Brandenburg, Poland, arrested seven members of a cargo theft gang believed to have been involved in 349 crimes. Just prior to being detained on 25 February 2022, the gang reportedly stole 100 high-value bicycles from two trucks with a combined value of **€450,000**.



€1,371,046

A group of offenders hijacked a truck carrying 44 pallets of catalytic converters in Gqeberha, Eastern Cape, South Africa, on 13 August 2021. Police later made three arrests.



€1,200,000

In another successful outcome for law enforcement officers in EMEA, 15 members of a suspected cargo theft gang operating in Turin, Italy, were arrested on 14 September 2021. During the subsequent investigation, police officers recorded goods valued at some **€1.2m**.

€1,000,000

One of the best examples of exemplary police work was the arrest of 13 offenders in Saint Aybert in northern France, which was reported to TAPA on 2 February 2021. According to the TIS intelligence report, police arrested members of a gang believed to have been breaking into trucks since October 2000 and suspected of stealing goods worth **€1m**. Following the arrests, investigators recovered pallets of food, household electronics, cosmetics, shoes, bicycles and electric scooters.



€1,000,000

In Severskaya, Russia, on 24 January 2022, a shipment of miscellaneous goods was stolen from a vehicle parked in an unknown location.

MAJOR LOSSES BY PRODUCT	NUMBER OF INCIDENTS	TOTAL VALUE OF INCIDENTS	2021
			AVERAGE LOSS VALUE
Miscellaneous	25	€ 6,477,781	€ 259,111
Unspecified	12	€ 3,290,295	€ 274,191
Furniture/Household Appliances	10	€ 1,909,244	€ 190,924
Clothing & Footwear	9	€ 1,892,024	€ 210,224
Car Parts	7	€ 5,002,687	€ 714,669
Tobacco	7	€ 1,536,000	€ 219,428
Phones	5	€ 4,353,986	€ 870,797
Food & Drink	4	€ 1,141,451	€ 285,362
Bicycles	3	€ 666,128	€ 222,042
Cash	3	€ 2,682,093	€ 894,031
Computers/Laptops	3	€ 970,388	€ 323,462
Jewellery/Precious Metals	3	€ 5,688,994	€ 1,896,331
Pharmaceuticals	3	€ 1,022,007	€ 340,669
Metal	3	€ 781,745	€ 260,581
Cosmetics & Hygiene	2	€ 400,000	€ 200,000
Tyres	2	€ 5,399,437	€ 2,699,718
Tools/Building Equipment	2	€ 235,060	€ 117,530
Sports Equipment	1	€ 120,000	€ 120,000
TOTAL	104	€ 43,569,320	€ 418,935

COUNTRY	2021	2020	% CHANGE YOY	TOTAL VALUE OF MAJOR LOSSES IN 2021	AVERAGE VALUE OF MAJOR LOSSES IN 2021
Germany	28	28	No change	€ 5,481,466	€ 195,766
South Africa	19	5	73.68%	€ 16,167,515	€ 850,921
Russia	10	19	-47.36%	€ 1,763,720	€ 176,372
United Kingdom	9	86	-89.53%	€ 1,582,058	€ 175,784
Italy	8	13	-38.46%	€ 2,929,549	€ 366,193
Spain	7	4	75.00%	€ 2,472,528	€ 353,218
France	6	17	-58.82%	€ 2,325,000	€ 387,500
Hungary	6	3	50.00%	€ 1,772,254	€ 295,375
Romania	3	1	200.00%	€ 597,100	€ 199,033
Netherlands	2	7	-71.42%	€ 5,300,000	€ 2,650,000
Belgium	1	3	-66.66%	€ 200,000	€ 200,000
Austria	1	0	NA	€ 245,457	€ 245,457
Poland	1	5	-80%	€ 347,600	€ 347,600
Slovakia	1	0	NA	€ 138,510	€ 138,510
Turkey	1	1	NA	€ 139,470	€ 139,470
Zimbabwe	1	0	NA	€ 2,107,093	€ 2,107,093
TOTAL	104	192*		€ 43,569,320	€ 418,935

Notes: * There were 203 major crimes recorded in 2020 including countries which reported no major cargo thefts in 2021.

MAJOR CARGO CRIMES - €100K & OVER

€1,000,000

Police officers also finally caught a gang of cargo thieves operating in Spain on 9 March 2022. According to reports, the gang were suspected of numerous cargo thefts, including the theft of a trailer load of computers in Zaragoza, northeastern Spain.

€855,800

On 19 April 2022, thieves stole a trailer and its cargo of perfumes from an Origin Facility in Oxfordshire in the United Kingdom.

€816,199

In Cape Town, on 7 July 2021, a truck transporting car parts was forced to stop by offenders driving a pick-up truck. A passenger from the vehicle approached the truck, pointing a firearm at the driver and his colleague. After taking control of the truck, the thieves drove it to an unknown location to unload the shipment. The truck was later found abandoned and the subsequent intelligence operation led to the recovery of the stolen catalytic converters.

			HY/2022
MAJOR CARGO LOSSES OF €100,000 OR MORE IN HY/2022			
PRODUCT TYPE	NO. OF INCIDENTS	TOTAL VALUE OF INCIDENTS	AVERAGE LOSS OF INCIDENTS
Miscellaneous	30	€ 38,498,537	€ 1,283,284
Unspecified	11	€ 5,000,008	€ 454,546
Metal	7	€ 993,730	€ 141,961
Computers/Laptops	4	€ 2,003,797	€ 500,949
Food & Drink	4	€ 890,096	€ 222,524
Clothing & Footwear	3	€ 6,874,652	€ 2,291,550
Tobacco	3	€ 1,026,000	€ 342,000
Fuel Theft	3	€ 774,228	€ 258,076
Cash	2	€ 3,219,093	€ 1,609,546
Bicycles	2	€ 433,917	€ 216,958
No Load	2	€ 335,000	€ 167,500
Furniture/Household Appliances	2	€ 300,000	€ 150,000
Tools/Building Materials	2	€ 465,459	€ 232,729
Cosmetics & Hygiene	1	€ 855,800	€ 855,800
Phones	1	€ 114,786	€ 114,786
Jewellery/Precious Metals	1	€ 100,000	€ 100,000
TOTAL	78	€ 61,885,103	€ 793,398

MAJOR CARGO LOSSES OF €100,000 OR MORE IN EMEA IN HY/2022 (JANUARY-JUNE)				
COUNTRY	HY/2022	HY/2021	TOTAL VALUE OF MAJOR LOSSES IN HY/2022	AVERAGE LOSS PER INCIDENT IN HY/2022
South Africa	13	11	€ 14,164,107	€ 1,089,546
Germany	12	15	€ 2,500,798	€ 208,399
United Kingdom	11	4	€ 3,434,592	€ 312,235
Italy	9	3	€ 4,987,711	€ 554,190
France	6	5	€ 2,276,000	€ 379,333
Netherlands	5	1	€ 1,332,369	€ 266,473
Spain	4	4	€ 1,372,000	€ 343,000
Ukraine	3	0	€ 6,921,734	€ 2,307,244
Belgium	2	1	€ 236,863	€ 118,431
Russia	2	4	€ 1,490,100	€ 745,050
Serbia	1	0	€ 102,191	€ 102,191
Croatia	1	0	€ 1,665,071	€ 1,665,071
Albania	1	0	€ 500,000	€ 500,000
Sweden	1	0	€ 159,620	€ 159,620
Poland	1	0	€ 1,500,000	€ 1,500,000
Israel	1	0	€ 156,400	€ 156,400
Finland	1	0	€ 153,745	€ 153,745
United Arab Emirates	1	0	€ 272,000	€ 272,000
Bulgaria	1	0	€ 690,282	€ 690,282
Denmark	1	0	€ 17,869,520	€ 17,869,520
Norway	1	0	€ 100,000	€ 100,000
TOTAL	78	48*	€ 61,885,103	€ 793,398
Change Year-on Year	62.5%		-11.23%	

* Note: The total number of major cargo crimes reported to TAPA's TIS in EMEA in 2021 from January to June was 59. This included incidents in Zimbabwe (1), Hungary (5), Romania (3), Austria (1), and Turkey (1). These countries did not report any major incidents to TAPA EMEA in HY/2022.

RECORDED CARGO THEFTS WITH A LOSS VALUE OF €50K-€100K

€8.8 MILLION OF LOSSES ATTRIBUTED TO 134 CRIMES IN 24 COUNTRIES WITH A VALUE OF €50K-€100K




Outside of the major loss value category involving cargo thefts of €100,000 or more, TAPA EMEA collated intelligence on a further 134 crimes with product thefts worth between €50,000 and €100,000 over the 18 months of this reporting period to the end of June 2022, accounting for over €8.8 million of the total loss value recorded by the TAPA EMEA Intelligence System.

Four countries accounted for 79 or 59% of the incidents in this loss value range:

- **Germany** – 34 crimes totalling **€2,224,553** or an average of **€65,428**
- **Russia** – 24 incidents with total and average losses of **€1,741,809** and **€72,576** respectively
- **South Africa** – 11 recorded thefts with a combined loss of **€712,438** or average of **€64,767**
- **Italy** – 10 thefts reported to TIS, worth **€509,206** overall and averaging **€50,921**

20 other countries also recorded crimes with losses between **€50K-€100K**: Austria (1), Bahrain (1), Belgium (4), Czech Republic (2), Denmark (2), France (5), Hungary (3), Latvia (1), Kazakhstan (1), Namibia (2), Netherlands (4), Poland (3), Romania (2), Senegal (1), Serbia (1), Slovakia (7), Slovenia (2), Spain (5), Sweden (1), and the United Kingdom (7).

Of the 17 TAPA EMEA TIS product category losses in this value range, metal goods accounted for the highest number of incidents, 12 in total, producing an accumulated loss of **€791,947**.



LOSSES BETWEEN €50,000-€100,000 BY TYPE OF INCIDENT NUMBER	
Theft	40
Fraud	20
Theft from Vehicle	16
Theft from Facility	18
Theft From Trailer	15
Hijacking	7
Theft of Trailer	6
Robbery	5
Theft of Vehicle	5
Theft of Container	1
Theft from Container	1
TOTAL	134

LOSSES BETWEEN €50,000-€100,000 BY TYPE OF LOCATION	
Unknown	64
Unclassified Parking Location	21
Services 3 rd Party Facility	16
Origin Facility	15
Destination Facility	6
En Route	6
Secured Parking	3
Road Transportation Facility	2
Authorised 3 rd Party Facility	1
TOTAL	134

TIS data shows 64 or 47.8% of **€50K-€100K** losses, with a total value of more than **€4.1 million**, provided no specific product information. Goods targeted were recorded as either miscellaneous or unspecified. In the known TIS product categories, the next five types of most stolen products were:

- **Food & Drink** – 12 thefts costing a total loss of **€775,013**

- **Furniture/Household Appliances** – 10 incidents with a loss of **€711,489**



- **Tools/Building Materials** – 5 incidents valued at **€335,986**

- **Tobacco** – 4 cargo thefts costing **€296,264**

- **Bicycles** – 4 incidents totalling **€244,350**



The highest value cargo crimes recorded in this loss category in the last 18 months included thefts of:

€96,800 – A truck carrying miscellaneous products was stolen in St. Petersburg, Russia, on 13 April 2022.

€96,624 – The theft of a shipment of televisions whilst en route from Munich to Köckern in Germany on 16 March 2021.



LOSSES BETWEEN €50,000-€100,000 BY TYPE OF MODUS OPERANDI	
Unknown	66
Intrusion	44
Violent and Threat with Violence	7
Internal	6
Deceptive Other	5
Deceptive Pick-Up	5
Deceptive Stop	1
TOTAL	134

RECORDED CARGO THEFTS WITH A LOSS VALUE OF €50K-€100K

€95,688 – On 8 October 2021, a truck driver used falsified documents to complete the collection of a shipment of tools/building materials from a facility in St Petersburg, Russia. The suspect is believed to have participated in other similar incidents.



€94,651 – The theft of a trailer loaded with 600 aluminium strips in Benoni in South Africa's Gauteng province on 19 March 2022.

€92,340 – A shipment of miscellaneous items was stolen on 18 November 2021 in Trencin, Slovakia. No further intelligence was recorded.

€92,000 – On 15 November 2021, a consignment of car parts was stolen in Magdeburg, Germany.



€91,629 – 20 tons of clothing was stolen in another case involving fraud in Russia.

Once again, a driver used fake documentation to collect the load, which subsequently disappeared in Moscow on 30 January 2021.



€91,500 – On 26 January 2021 in Miskolc, Hungary, 100 units of miscellaneous goods were recorded as stolen. No further information was reported.

€90,596 – On 11 March 2021 in Osterfeld West Teuchen, Germany, a shipment of miscellaneous goods was stolen from a vehicle.

€90,000 – At least five masked offenders using firearms attacked a cash-in-transit vehicle in the town of Canosa di Puglia, Italy, on 23 February 2021.

€90,000 – On 24 June 2021, 126 espresso machines were stolen after thieves slashed the tarpaulin of a trailer in Bogo By, Denmark.



€89,628 – 20 tons of tobacco was stolen on 29 March 2021 in St Petersburg, Russia. The driver reportedly unloaded the vehicle at an unauthorised location on the instructions of an unknown person.



€88,838 - Another tobacco theft with the same M.O. was recorded in St Petersburg, Russia on 25 March 2021.

€88,107 – A cargo of various vehicle parts was stolen through unknown means in Magdeburg, Germany, on 28 April 2021.

€87,701 – On 28 January, 60 tons of fish was stolen after the driver of the vehicle unloaded at an unauthorised location in Novosibirsk, Russia.



€86,359 – Thieves stole 237 televisions from an Origin Facility in Wellingborough in the United Kingdom on 30 January 2022 after a driver used fake documentation to complete this Deceptive Pick Up.

€86,000 – Offenders broke into a trailer which was en route in Russia on 18 April 2022 and stole pharmaceutical products used for the treatment of coronavirus.



€84,094 – After loading, a driver handed over his vehicle and its cargo of non-ferrous metals to an unidentified person on 4 December 2021 in Neftegorsk, Russia.

€84,000 – On 24 February 2021, in Sandersdorf-Brehna, Germany, offenders cut the tarpaulin of a truck parked in an unclassified location and stole 115 bicycles.

€80,588 – On 10 September 2021, in Scheidegg, Germany, 512 miscellaneous items were stolen through unknown means.

TAPA EMEA members can see a full list of all crimes recorded in this financial loss category by filtering data in the password-protected TIS tool.



CARGO CRIMES WITH LOSSES OF €50,000-€100,000 IN 18 MONTHS

MAJOR LOSSES BY PRODUCT	NUMBER OF INCIDENTS	TOTAL VALUE OF INCIDENTS	AVERAGE PER LOSS
Miscellaneous	55	€ 3,567,316	€ 64,861
Metal	12	€ 791,947	€ 65,996
Food & Drink	12	€ 775,013	€ 64,585
Furniture/Household Appliances	10	€ 711,489	€ 71,149
Unspecified	9	€ 594,838	€ 66,094
Tools/Building Materials	5	€ 335,986	€ 67,198
Clothing & Footwear	5	€ 320,669	€ 64,133
Tobacco	4	€ 296,264	€ 74,066
Cash	4	€ 276,700	€ 69,175
Cosmetics & Hygiene	4	€ 254,152	€ 63,538
Bicycles	4	€ 244,350	€ 61,087
Pharmaceuticals	2	€ 164,540	€ 82,270
Phones	2	€ 154,006	€ 77,003
Computers/Laptops	1	€ 72,500	€ 72,500
Tyres	1	€ 60,152	€ 60,152
No Load	1	€ 60,000	€ 60,000
Toys/Games	1	€ 57,903	€ 57,903
Car Parts	1	€ 50,000	€ 50,000
Jewellery/Precious Metals	1	€ 50,000	€ 50,000
TOTAL	134	€ 8,837,825	€ 65,954

CARGO CRIMES BY COUNTRY

Analysis of recorded cargo theft incidents in the Europe, Middle East & Africa (EMEA) region based on 18 months (Jan 2021-Jun 2022), 2021 & 2020 comparison data.

COUNTRY	18 MONTHS INCIDENTS (JAN 2021-JUN 2022)	2021 INCIDENTS	2020 INCIDENTS COMPARISON
Albania	3	2	1
Algeria	4	1	0
Angola	6	3	5
Austria	16	8	17
Azerbaijan	3	0	0
Bahrain	1	1	0
Belarus	9	2	2
Belgium	119	83	58
Benin	1	1	5
Bosnia & Herzegovina	3	0	1
Bulgaria	35	8	8
Cameroon	1	1	0
Congo	5	3	4
Croatia	8	1	2
Cyprus	10	6	3
Czech Republic	54	50	53
Denmark	116	91	101
Djibouti	1	1	0
Egypt	30	0	0
Estonia	1	0	0
Finland	2	0	1
France	650	406	127
Gabon	1	0	1
Germany	2,348	1,934	1,727
Ghana	5	3	3
Greece	10	1	2
Hungary	54	47	54
Iran	1	1	0
Ireland	19	14	4
Isle of Man	1	0	0
Israel	4	0	0
Italy	294	178	121
Kazakhstan	2	2	0
Kenya	8	7	9
Latvia	5	0	4
Lebanon	8	0	0
Liberia	1	0	0
Libya	1	0	0
Lithuania	6	4	0
Luxembourg	2	0	2
Malawi	1	0	1
Mali	1	1	0

COUNTRY	18 MONTHS INCIDENTS (JAN 2021-JUN 2022)	2021 INCIDENTS	2020 INCIDENTS COMPARISON
Mauritius	1	1	0
Moldova	2	0	1
Montenegro	1	0	0
Morocco	6	1	2
Mozambique	2	2	5
Namibia	4	3	1
Netherlands	707	566	199
Nigeria	24	14	14
North Macedonia	1	1	6
Norway	8	1	12
Palestine	2	0	0
Poland	93	61	34
Portugal	13	6	7
Romania	96	84	66
Russia	452	261	307
São Tomé & Príncipe	4	4	0
Saudi Arabia	5	0	0
Senegal	1	1	0
Serbia	11	5	0
Slovakia	37	29	29
Slovenia	12	11	4
Somalia	1	0	0
South Africa	2,670	1,991	105
Spain	704	539	178
Sudan	4	2	0
Sweden	45	22	40
Switzerland	3	0	1
Syria	3	0	0
Tunisia	11	6	2
Turkey	20	8	12
Uganda	2	2	0
Ukraine	38	3	3
United Arab Emirates	12	8	6
United Kingdom	1,573	990	3,100
Yemen	2	0	0
Zimbabwe	6	2	5
Unknown	906	906	0
TOTAL	11, 332	8,391	6,455*

*Note: The total number of incidents in 2020 was 6,463. This included recorded cargo thefts in Cote D'Ivoire (2), Zambia (2), Burkina Faso (1), Equatorial Guinea (1), Malta (1) and Togo (1). These countries did not record any cargo crimes in the TIS database in 2021.

CARGO CRIMES BY PRODUCT

2021 DATA

TOTAL LOSSES FOR ALL PRODUCTS REPORTING A VALUE

PRODUCT TYPE	2021 INCIDENTS	% CHANGE YoY	NUMBER STATING A VALUE	TOTAL LOSS VALUE	AVERAGE FOR CRIMES WITH A VALUE
Miscellaneous	3,656	674.50%	470	€ 12,401,940	€ 26,387
Unspecified	3,167	41.19%	80	€ 4,222,487	€ 52,781
Tools/Building Materials	270	178.35%	47	€ 1,051,766	€ 22,378
Food & Drink	255	-52.40%	91	€ 2,860,968	€ 31,439
Clothing & Footwear	176	-17.37%	60	€ 2,434,209	€ 40,570
Furniture/Household Appliances	162	-32.50%	73	€ 3,448,280	€ 47,236
Tobacco	126	-68.70%	26	€ 2,003,673	€ 77,064
Metal	81	-6.89%	44	€ 1,755,603	€ 39,900
Cosmetics & Hygiene	78	-48%	27	€ 758,352	€ 28,087
Bicycles	76	216%	12	€ 1,007,815	€ 83,984
No Load (Theft of truck and/or trailer)	61	-78.36%	3	€ 43,452	€ 14,484
Cash	47	30.55%	10	€ 2,915,078	€ 291,507
Tyres	47	46.87%	20	€ 5,797,733	€ 289,886
Computers/Laptops	40	-41.17%	11	€ 1,155,966	€ 105,087
Phones	33	-38.88%	12	€ 4,367,935	€ 363,994
Toys/Games	31	-22.50%	3	€ 70,573	€ 23,524
Pharmaceuticals	30	-55.22%	8	€ 1,145,411	€ 143,176
Car Parts	25	-78.26%	11	€ 5,093,132	€ 463,012
Sports Equipment	16	-5.88%	8	€ 245,671	€ 31,833
Jewellery/Precious Metals	10	100%	4	€ 5,689,194	€ 1,422,298
Agricultural Materials	3	-80%	3	€ 20,064	€ 6,688
Fuel Theft	1	NA	0	NA	NA
TOTAL	8,391		1,023	€ 58,498,302	€ 57,183

HY /2022 DATA

PRODUCT TYPE	HY/2022 INCIDENTS	NUMBER STATING A VALUE	TOTAL LOSS VALUE	AVERAGE FOR CRIMES WITH A VALUE
Miscellaneous	1,397	226	€ 41,468,659	€ 183,490
Unspecified	268	49	€ 5,530,269	€ 112,863
Tools/Building Materials	62	21	€ 750,621	€ 35,744
Food & Drink	73	16	€ 1,147,512	€ 71,720
Clothing & Footwear	35	10	€ 7,108,124	€ 710,813
Furniture/Household Appliances	42	12	€ 567,436	€ 47,287
Tobacco	30	7	€ 1,124,653	€ 160,665
Metal	121	34	€ 1,561,138	€ 45,916
Cosmetics & Hygiene	21	10	€ 1,107,407	€ 110,741
Bicycles	15	5	€ 472,787	€ 94,558
No Load	73	7	€ 426,000	€ 60,858
Cash	31	4	€ 3,310,093	€ 827,524
Tyres	13	3	€ 30,100	€ 10,034
Computers/Laptops	14	6	€ 2,005,928	€ 334,322
Phones	24	14	€ 351,053	€ 25,076
Toys/Games	4	0	N/A	N/A
Pharmaceuticals	9	2	€ 86,033	€ 43,017
Car parts	14	3	€ 8,400	€ 2,800
Sports Equipment	3	0	N/A	N/A
Jewellery/Precious Metals	4	2	€ 150,000	€ 75,000
Agricultural Materials	3	2	€ 50,000	€ 25,000
Fuel Theft	167	13	€ 813,098	€ 62,546
Unknown	518			
TOTAL	2,941	446	€ 68,069,311	€ 152,622

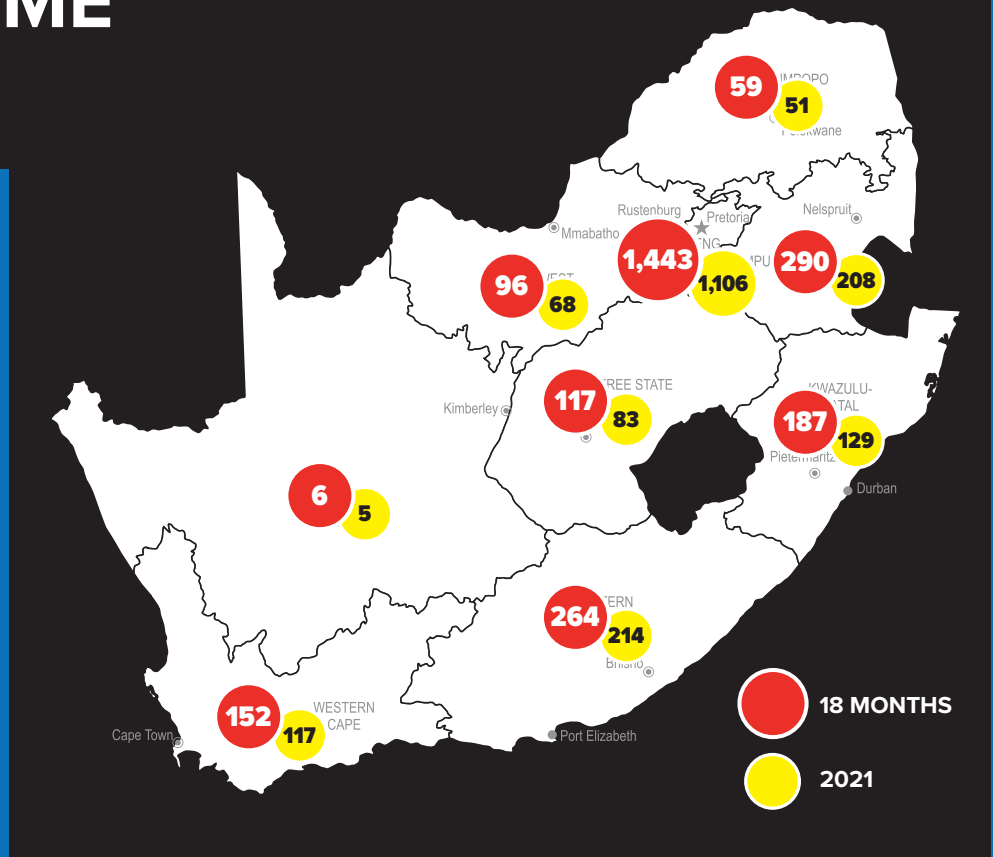
SOUTH AFRICA



CARGO CRIME MONITOR

NO. OF INCIDENTS

	18 MONTHS	2021	2020
▶ Gauteng	1,443	1,106	46
▶ Mpumalanga	290	208	4
▶ Eastern Cape	264	214	16
▶ KwaZulu Natal	187	129	14
▶ Western Cape	152	117	13
▶ Free State	117	83	1
▶ North West	96	68	4
▶ Limpopo	59	51	1
▶ Northern Cape	6	5	1
▶ Unknown	56	10	5
TOTALS:	2,670	1,991	105



BIGGEST LOSS

€5,994,652

Theft of clothing & footwear products from an Origin Facility In Durban on 18 May

€947,862

Average loss for the 32 major cargo crimes reported to TAPA EMEA's TIS


MODUS OPERANDI (18 MONTHS)

TOP 5	INCIDENTS	% OF TOTAL
▶ Forced Stop	2,354	88.2%
▶ Violent & Threat with Violence	178	6.6%
▶ Unknown	102	3.8%
▶ Intrusion	16	0.6%
▶ Deceptive Stop	7	0.3%
TOTAL:	2,657	99.5%
OTHER M.O.	INCIDENTS	% OF TOTAL
▶ Internal	6	
▶ Deception Other	4	
▶ Theft from Moving Vehicle	3	
TOTAL:	13	0.5%



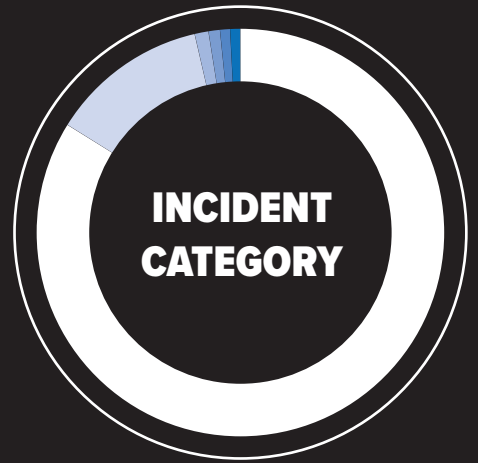
Total number of incidents reported to TAPA's TIS in 18 months

2,670



16

Number of TAPA TIS product categories recording losses in 18 months



INCIDENT CATEGORY (18 MONTHS)

TOP 5 INCIDENTS % OF TOTAL

Hijacking	2,236	83.7%
Robbery	334	12.5%
Theft from Facility	31	1.1%
Theft from Vehicle	25	0.9%
Theft	21	0.8%

TOTAL: 2,647 99.2%

OTHER INCIDENTS INCIDENTS % OF TOTAL

Theft of Vehicle	14	
Theft from Trailer	3	
Theft of Trailer	2	
Clandestine	1	
Theft from Container	1	
Truck Theft	1	
Unknown	1	

TOTAL: 23 0.8%

PRODUCT LOSSES (18 MONTHS)

TOP 5 INCIDENTS % OF TOTAL

Unspecified	2,148	80.4%
Cash	290	10.8%
Miscellaneous	103	3.8%
Food & Drink	47	1.8%
Metal	19	0.7%

TOTAL: 2,607 97.6%

OTHER PRODUCTS INCIDENTS % OF TOTAL

No Load (Theft of truck and/or trailer)	17	
Tyres	8	
Furniture/Household Appliances	7	
Car Parts	6	
Fuel Theft	5	
Pharmaceuticals	4	
Phones	4	
Clothing & Footwear	3	
Tools/Building Materials	3	
Computers/Laptops	2	
Tobacco	2	
Bicycles	1	
Jewellery/Precious Metals	1	

TOTAL: 63 2.4%



Crimes in South Africa with a loss value of **€50,000-€100,000** produced a combined loss of **€712,438**



LOCATION TYPE (18 MONTHS)

TOP 5 INCIDENTS % OF TOTAL

▶ En Route	2,450	91.7%
▶ Unknown	132	5%
▶ Origin Facility	34	1.2%
▶ Destination Facility	24	0.9%
▶ Unclassified Parking Location	22	0.8%

TOTAL: 2,662 99.6%

OTHER LOCATIONS: INCIDENTS % OF TOTAL

▶ Services 3rd Party Facility	6	
▶ Authorised 3rd Party Facility	1	
▶ Road Transportation Facility	1	

TOTAL: 8 0.4%

54% Of incidents took place in Gauteng province

9

Number of regions reporting cargo theft incidents



83.7%

Of crimes involved truck hijackings, **2,236** incidents in this 18-month reporting period to 30 June 2022

Total value for the **91** or **3.4%** of cargo thefts reporting a value

€31,717,545



THE PRESSURE GROWS ON SOUTH AFRICAN SUPPLY CHAINS WITH LOSSES OVER €31.7 MILLION IN 546 DAYS, AND CRIMINALS ACTIVE IN ALL 9 PROVINCES

Unrest and protests across South Africa against the country's government added to an already inflamed supply chain security and risk environment for Manufacturers and Logistics Service Providers over the 18 months to 30 June 2022.

While incident reporting fell over the period of this report in several other cargo crime hotspots in the EMEA region, South Africa took over the number one position for actual and attempted cargo thefts from facilities and trucks reported to the TAPA EMEA Intelligence System (TIS). Even so, this dramatic rise in recorded incidents is still believed to only reflect a proportion of the country's cargo crime statistics. Although the South African Police Service (SAPS) has taken the initiative to specifically record intelligence on truck hijackings and cash-in-transit robberies,



the growing level of supply chain crimes targeting Last Mile delivery vans are harder to identify from police data as, presumably, they are recorded within general vehicle crime statistics.

Over these 18 months, based on law enforcement data and crimes reported directly to TAPA EMEA, South Africa recorded 2,236 truck hijackings, over 95% of this type of incident for the entire EMEA region. Most of these crimes involved the targeting of vehicles in Gauteng province, 1,343 attacks overall, but truck hijackers continued to also operate in the country's eight other provinces, with the highest incident rates after Gauteng occurring in Mpumalanga, Eastern Cape, KwaZulu-Natal and Western Cape.

Robberies of cash-in-transit (CIT) vehicles are another main feature of South Africa's cargo crime statistics. SAPS identified 200 incidents in its quarterly reports in 2021 and another 53 in the first three months of 2022, adding to TAPA EMEA's data. Police Minister General Bheki Cele (MP) said: "It is clear that thugs involved in CIT robberies will stop at nothing to get what they want, including killing police officers and putting the lives of innocent people at risk. With that said, police are pushing back on this crime trend. Using intelligence and a combination of shared resources, police continue to intercept and take down these highly organised gangs."

The Minister cited one police 'take down' operation in Midrand in central Gauteng province in which police intercepted a gang of 27 heavily armed suspects planning a CIT robbery. In the ensuing exchange of gunfire, 23 offenders were arrested and four were fatally wounded. 15 vehicles were recovered from the scene as well as high calibre firearms.

This incident highlights another feature of South African cargo crime; the 'mob mentality' in which large gangs



of offenders are involved in attacks, such as in the attempted robbery of a truck transporting over **€3 million** of smartphones on 3 March 2021. Police received information on the planned armed robbery of the truck in Kelvin in the country's notorious Gauteng province. When officers arrived at the scene of the robbery, they quickly became embroiled in a gunfight with the suspects. Fourteen offenders were eventually arrested, and an unconfirmed number of other suspects escaped on foot. A security guard, as well as one of the suspects, was fatally shot.

Fatalities of police officers, drivers, and security guards, as well as offenders, are regularly recorded by TAPA EMEA. For the suspects, the 'riches' which can stem from a cargo theft are clearly worth risking their lives for.

Over the 18 months of this report – from January 2021-June 2021 – the TAPA EMEA Intelligence System (TIS) recorded:

- **2,670** cargo thefts
- **€31,717,545** in losses for crimes with a value
- Only **91** or **3.4%** of incidents shared a financial loss value
- **32** major attacks with losses of **>€100K**
- **€947,862** – the average loss for major crimes
- **€348,544** – the average value of all incidents sharing financial data
- Cargo crimes were recorded in all **9** provinces – with over **50%** occurring in Gauteng province
- Losses were reported in **16** TIS product categories

Outside of the six cargo thefts in South Africa featured earlier in this analysis report for the top 20 crimes recorded in the last 18 months – and their combined loss of **€22,240,376** – the other 26 incidents involving the targeting of goods worth



€100K are shown at the end of this TIS country report.

While truck hijackings and cash-in-transit robberies dominate the country's crime statistics, facilities storing high value, theft targeted goods are not immune from violent attacks. The biggest single cargo loss in South Africa over the 18-month period of this analysis involved a violent robbery of an Origin Facility in Durban and the loss of clothing products valued at **€5,994,652** on 18 May 2022.

Civil unrest across the country was also responsible for other high value cargo losses, most notably the thefts of 70,000 tyres looted from a warehouse in Durban on 11 July 2021, valued at more than **€5 million**. Some of the tyres stolen during this raid have since been discovered being sold online.

The types of M.O frequently used to target goods in warehouses, facilities and onboard trucks in South Africa are represented in these incidents reported to TAPA EMEA over 18 months:

- On 7 January 2021 in Soweto, four offenders were shot and killed by police following a failed robbery of a cash-in-transit van. A police unit patrolling the area noticed two suspicious vehicles parked at a fuel station while the CIT van was making a collection of cash. When the offenders spotted the police, they sped away. The police officers caught up with the suspects, four of whom were shot in the subsequent exchange of gunfire.
- In Endicott, Gauteng province, on 21 January, a truck driver pulled over to investigate a fault with his vehicle. As he carried out an inspection, he

was approached by two men, who threatened to kill the driver if he did not follow their instructions. After making him drive to a secluded area, the driver was restrained with cable ties and left in the back of the truck. The suspects later abandoned the truck and escaped with the cargo.

- On 29 January 2021, a truck was hijacked by a gunman who opened the vehicle's cab door while it was waiting at a set of traffic lights in George, Western Cape.
- On 1 February 2021 in Benoni, Gauteng province, a company employee was approached by three men, who claimed to be investigating the facility for distributing liquor unlawfully. After the employee escorted them to his office to show them documentation, one of the men pulled a firearm on him. The employee was taken to another office, where other employees were already being held, before more offenders arrived to load 136 pallets of liquor into a truck.
- On 9 February 2021, a truck driver was killed during a hijacking in Kleinskool, a region of Eastern Cape. Police arrived at the scene and began a pursuit of the suspects, who began firing on officers. Three offenders were finally intercepted and arrested.
- On 16 February 2021, a truck transporting copper pipes was hijacked by three men posing as police officers in the town of Brakpan, Gauteng province. The driver was then held for two hours while the cargo worth **€50,000** was stolen.
- In Musina, Limpopo province, on 29 March 2021, police received information that a local gang were targeting truck drivers queueing at the border point and mounted a surveillance operation. During the night a gang of offenders approached the trucks and were challenged by police. One of the suspects was shot and killed.
- In Langa, Cape Town, on 11 April 2021, two security guards were ambushed and tragically killed as they were escorting a truck. The gunman got away with stock worth less than **€1,200**.

'While truck hijackings and cash-in-transit robberies dominate the country's crime statistics, facilities storing high value, theft targeted goods are not immune from violent attacks. The biggest single loss involved the violent robbery of an Origin Facility in Durban.'

SOUTH AFRICA

- On 12 April 2021, in Gugulethu, Western Cape, offenders disarmed the guards of a cash-in-transit truck and used explosives to gain access to the safe inside the vehicle. One of the guards was fatally injured in the blast while three others sustained injuries.
- On 29 April, a truck driver was hijacked by men wearing police uniforms on the N12 highway. The victim was driving a truck with two trailers when he was stopped by the occupants of a white car with blue lights. The hijackers loaded the driver into their car at gunpoint and drove off with him. They dropped him off at 6am in an open veld in Kagiso, Krugersdorp.
- 15 criminals travelling in four cars ambushed a cash-in-transit vehicle in Gqeberha, Eastern Cape, on 2 July 2021, forcing the security guards to surrender before stealing **€405,000** in cash. Two days later, police arrested



the driver of the CIT van on suspicion of involvement in the incident.

- In Cape Town on 7 July 2021, a truck transporting catalytic converters was pulled over by a bakkie (light pick-up truck). The truck driver was threatened with a firearm and forced to drive to a quieter location, where the suspects took over the vehicle and drove off with the cargo.
- On 29 August 2021, a woman was arrested in Johannesburg after being found in possession of stolen goods, which she was advertising on an online marketplace. The goods were linked to an earlier truck hijacking and included energy drinks and engine oil.
- On 27 November 2021, two more security guards and two police officers were shot during an armed robbery of a cash-in-transit (CIT) van in Witbank, Mpumalanga. The incident took place at the junction of the N4 and N12 motorways. The armed gang members used one of their vehicles to ram the CIT truck, causing it to crash and

overturn on the highway. As a gunfight ensued between the security guards in an escort vehicle, police, and the gang, some of the offenders used explosives to gain entry to the CIT vehicle and steal an unknown quantity of cash.

While Europe saw a significant increase in fuel thefts in the first half of 2022, the biggest recorded loss of **€323,908** occurred in South Africa on 7 May 2022 after offenders targeted an Origin Facility in Louis Trichardt in Limpopo province.

Recorded cargo crime statistics for South Africa between 1 January 2021-30 June 2022 highlight the daily and growing risks to supply chains across the country. Often, the South African Police Service (SAPS) comes in for a lot of criticism from the business sector for the volume of crime, but it's also important to highlight that, in a high number of cases reported to TAPA EMEA, suspects have been arrested and vehicles and goods quickly recovered as a direct result of police operations.



MAJOR CARGO CRIMES - SOUTH AFRICA

18 months (Jan 2021-June 2022)

Note: In addition to other crimes published earlier in this report.

LOSS VALUE	INCIDENT TYPE	DATE	LOCATION TYPE	AREA	PRODUCTS TARGETED
€ 699,347	Hijacking	31/1/2021	Unknown	Sidwell	Catalytic converters
€ 695,095	Hijacking	29/1/2021	En Route	George	Car parts
€ 507,394	Hijacking	4/3/2022	Origin Facility	Gauteng	Vehicles
€ 461,476	Theft from Facility	1/2/2021	Unknown	Benoni	Alcohol
€ 461,476	Robbery	2/2/2021	Services 3rd Party Facility	Elandsfontein	Televisions
€ 459,690	Theft of Vehicle	14/9/2021	Unclassified Parking	Benoni	Copper
€ 450,000	Hijacking	10/1/2021	En Route	Port Elizabeth	Car parts
€ 413,994	Robbery	6/6/2021	Unknown	Olifantsfontein	Copper
€ 405,000	Robbery	2/7/2021	Destination Facility	Gqeberha	Cash
€ 387,822	Hijacking	27/1/2022	En Route	R57	Mechanical equipment
€ 323,908	Robbery	7/5/2022	Origin Facility	Limpopo	Fuel
€ 318,584	Theft from Facility	13/5/2022	Destination Facility	Louis Trichart	Unspecified
€ 311,496	Robbery	18/2/2021	Unknown	Kempton Park	Solar panels
€ 307,600	Theft from Container	17/9/2021	Services 3rd Party Facility	Port Elizabeth	Catalytic converters
€ 245,510	Hijacking	5/1/2022	Services 3rd Party Facility	Johannesburg	Alcohol
€ 219,093	Robbery	10/1/2022	Origin Facility	Thaba Nichu	Cash
€ 180,000	Robbery	2/3/2022	Origin Facility	Johannesburg	Tools/building materials
€ 172,982	Hijacking	14/9/2021	En Route	Koppies	Unspecified
€ 149,975	Hijacking	15/6/2021	En Route	East London	Alcohol
€ 146,741	Hijacking	29/5/2022	En Route	Piketberg	Cables
€ 144,211	Robbery	7/3/2021	Unknown	Boksburg	Pharmaceuticals
€ 143,000	Hijacking	6/1/2022	Destination Facility	Gqeberha	Miscellaneous
€ 141,277	Hijacking	22/2/2021	Unknown	Belville	Furniture/household appliances
€ 120,000	Robbery	15/1/2022	En Route	Gqeberha	Food & drink
€ 118,539	Robbery	14/6/2022	Origin Facility	Virginia	Copper cable
€ 107,030	Hijacking	23/8/2021	En Route	Johannesburg	Tyres



TAPA EMEA
 Transported Asset Protection Association

SUPPLY CHAIN SECURITY

BUILD CUSTOMER CONFIDENCE IN THE SECURITY OF YOUR TRUCKING OPERATIONS FOR HIGH VALUE, THEFT TARGETED GOODS

The Transported Asset Protection Association (TAPA) is the world's leading supply chain security resilience Association, formed by Manufacturers/Shippers and Logistics Service Providers to prevent product losses from supply chains.

CREATED BY THE INDUSTRY, FOR THE INDUSTRY

TAPA's Security Standards have been developed in partnership with our member companies to create minimum security standards to manage supply chain risks and reduce the threat of cargo thefts.

A TAPA certification gives credibility to your security measures and reinforces your reputation to manage security risks to your own and your customers' in-transit or stored goods.



TAPA'S TRUCKING SECURITY REQUIREMENTS (TSR)

TSR is the official TAPA Security Standard for securing road transport services and sets specific security requirements for trucking operations, covering:

- Management Support & Responsibilities
- Training
- Tracking & Tracing
- On Route Protocols
- Workforce Integrity
- Physical Security
- Tracking Technology & Alarms
- Security Procedures
- Driver Security Training

Plus, enhanced options for monitoring, loading systems, rail transfer/tracking, escorts, IT & cybersecurity threats.

The TSR Security Standard is applicable to operators of:

- Hard-sided trucks and trailers
- Rigid vans or fixed body trucks
- Sea container road transportations
- Soft-sided trucks and trailers

TSR certification can be achieved via:

- Certification by an Independent Audit Body
- Self-Certification by Authorised Auditor (AA) by Logistics Service Provider/Applicant or IAB

The benefits TAPA TSR certification brings to your business:

- Increased customer confidence & loyalty
- Enhanced security & operational resilience
- Improved workforce protection
- Builds your brand reputation
- New business opportunities

HOW TO FIND OUT MORE...

You can download TAPA's Trucking Security Requirements

[CLICK HERE](#)

If you have any questions about our TSR Standard

[CLICK HERE](#)

TAPA SECURITY STANDARDS – POWERING RESILIENT SUPPLY CHAINS

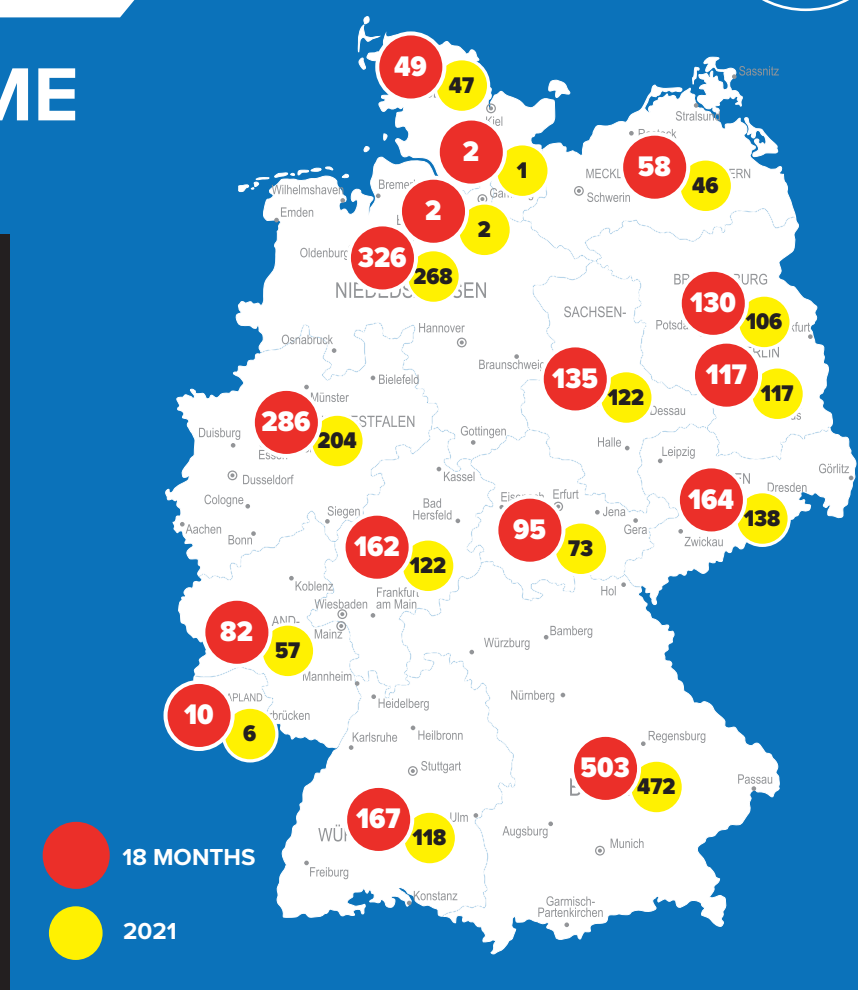
GERMANY



CARGO CRIME MONITOR

NO. OF INCIDENTS

	18 MONTHS	2021	2020
Bavaria	503	472	42
Lower Saxony	326	268	481
North Rhine-Westphalia	286	204	403
Baden-Württemberg	167	118	56
Saxony	164	138	53
Hessen	162	122	101
Saxony-Anhalt	135	122	287
Brandenburg	130	106	56
Berlin	117	117	2
Thuringia	95	73	17
Rhineland-Palatinate	82	57	168
Mecklenburg-Vorpommern	58	46	19
Schleswig-Holstein	49	47	5
Saarland	10	6	8
Bremen	2	3	0
Hamburg	2	1	1
Unknown	60	34	28
TOTALS:	2,348	1,934	1,727



BIGGEST LOSS

€532,980

Theft of Miscellaneous goods in Immenstadt on 9 February, 2022

€199,556

Average loss for the 40 major cargo crimes reported to TAPA EMEA's TIS

MODUS OPERANDI (18 MONTHS)

TOP 5	INCIDENTS	% OF TOTAL
▶ Unknown	1,890	80.5%
▶ Intrusion	407	17.4%
▶ Internal	24	1%
▶ Violent & Threat with Violence	21	0.9%
▶ Deceptive Pick Up	3	0.1%
TOTAL:	2,345	99.9%
OTHER M.O.	INCIDENTS	% OF TOTAL
▶ Deception Other	1	
▶ Forced Stop	1	
▶ Theft from Moving Vehicle	1	
TOTAL:	3	0.1%



Total number of incidents reported to TAPA's TIS in 18 months

2,348



PRODUCT CATEGORY

PRODUCT LOSSES (18 MONTHS)

TOP 5	INCIDENTS	% OF TOTAL
Miscellaneous	1,511	64.4%
Tools/Building Materials	220	9.4%
Unspecified	96	4%
Clothing & Footwear	83	3.6%
Fuel	72	3%
TOTAL:	1,982	84.4%

OTHER PRODUCTS	INCIDENTS	% OF TOTAL
Metal	57	
Bicycles	52	
Furniture/Household Appliances	50	
Food & Drink	38	
Tyres	31	
Phones	30	
No Load (Theft of truck and/or trailer)	22	
Cosmetics & Hygiene	19	
Tobacco	14	
Computers/Laptops	13	
Cash	11	
Sports Equipment	8	
Car Parts	8	
Pharmaceuticals	5	
Toys/Games	4	
Agricultural Materials	2	
Jewellery/Precious Metals	2	
TOTAL:	366	15.6%



20

Number of TAPA TIS product categories recording losses in 18 months



24

Crimes in Germany with a loss value of €50,000-€100,000 produced a combined loss of €1,624,874



INCIDENT CATEGORY

INCIDENT CATEGORY (18 MONTHS)

TOP 5	INCIDENTS	% OF TOTAL
Theft	1,734	73.85%
Theft from Vehicle	204	8.8%
Theft from Facility	160	6.9%
Theft from Trailer	153	6.6%
Theft of Vehicle	30	1.3%
TOTAL:	2,281	97.45%

OTHER INCIDENTS	INCIDENTS	% OF TOTAL
Robbery	20	0.8%
Theft of Trailer	15	0.6%
Theft from Container	9	0.4%
Clandestine	8	0.3%
Fraud	4	0.1%
Truck Theft	4	0.1%
Hijacking	3	0.1%
Theft of Container	3	0.1%
Unknown	1	0.05%
TOTAL:	67	2.55%



LOCATION TYPE (18 MONTHS)

TOP 5	INCIDENTS	% OF TOTAL
▶ Unclassified Parking Location	1,035	44%
▶ Unknown	740	31.6%
▶ Services 3rd Party Facility	306	13%
▶ Origin Facility	158	6.8%
▶ Destination Facility	54	2.3%
TOTAL:	2,293	97.7%

OTHER LOCATIONS:	INCIDENTS	% OF TOTAL
▶ En Route	35	1.5%
▶ Road Transportation Facility	7	0.3%
▶ Secured Parking Facility	6	0.2%
▶ Railway Operation Facility	5	0.2%
▶ Authorised 3rd Party Facility	1	0.05%
▶ Aviation Transportation Facility	1	0.05%
TOTAL:	55	2.3%

16

Number of regions reporting cargo theft incidents



44%

Or 1,035 recorded incidents involved trucks in Unclassified Parking Locations

Total value for the 344 or 14.6% of cargo thefts reporting a value

€9,375,895



2,348 RECORDED CARGO THEFTS AND LOSSES OF >€9.3M IN 546 DAYS IN GERMANY, WITH ONLY 14.6% OF CRIMES REPORTING A VALUE

Germany recorded the highest number of cargo thefts in Europe in the TAPA EMEA Intelligence System (TIS) database in the 18-month period ending 30 June 2022, with 2,348 incidents producing a total loss value of €9,375,895.

Financial data was based on only 14.6% or 344 reports sharing a value. Not surprisingly for such a logistics and supply chain powerhouse, Germany witnessed a broad range of attacks targeting high and low value shipments.

Since the turn of the year, Germany has been one of the countries to see a sudden and significant rise in fuel thefts. Ever-aware of new market opportunities, Organised Crime Groups will certainly have been responsible for some of the biggest losses of fuel in Germany in the first six months of 2022. However, as seen in other parts of the continent, rising fuel prices are also likely to have led to an



increase in lower value ‘skimming’ attacks by petty criminals and even drivers themselves. 69 of the 72 fuel thefts recorded by TAPA EMEA in Germany over the 18 months of this report took place in the opening six months of 2022. Most of these involved thefts of hundreds of litres of diesel at a time, with fuel thieves active across a very broad territory.

In the period from 1 January 2021-30 June 2022, 40 major cargo thefts were registered in the Association’s TIS database, producing an average loss per incident of **€199,556**. The highest value of these was the **€532,980** theft of miscellaneous goods in Immenstadt on 9 February 2022. A full list of major crimes – identified by TAPA EMEA as cases involving losses or attempted thefts of



goods worth **€100,000** or more – can be seen at the end of this country report. Additionally, on 8 May 2022, although no actual financial loss figure was stated, the theft of 100 laptops from an Origin Facility in Hermeskeil, Rhineland-Palatinate, was said to have resulted in the loss of products worth ‘several hundred thousands of euros,’ according to the incident description.

Unsurprisingly, given Germany’s prominent manufacturing industries and its extensive logistics infrastructure, cargo losses were reported countrywide across 16 states, led by the 503 freight crimes recorded in Bavaria over these 18 months, a dramatic rise over the 42 crimes registered in Bavaria in 2020.

It was one of eight states to record three-figure incident rates, ahead of:

- **Lower Saxony** – 326 incidents reported in 18 months to 30 June 2022 compared to 481 in 2020
- **North Rhine-Westphalia** – 286 crimes versus 403 in 2020
- **Baden-Württemberg** - 167 compared to 56 in 2020
- **Saxony** – 164 in 18 months versus 53 in 2020
- **Hessen** – 162 compared to 101 in 2020
- **Saxony-Anhalt** – 135 in 18 months, representing a sizeable drop in incidents versus the 287 in 2020
- **Brandenburg** – 130 in this latest reporting period compared to 56 in 2020
- **Berlin** – 117 cargo theft reports in 18 months, following only 2 in 2020

Comparing 2021 to 2020, TAPA EMEA recorded 1,934 and 1,727 cargo crimes respectively, up 12% year-over-year.

Over 18 months, supply chain attacks produced losses in 20 TIS product categories. While 1,511 or 64.4% of reports only stated the goods targeted as miscellaneous, and a further 96 or 4% were recorded as 'unspecified', the range of products stolen from facilities or during transportation highlighted the rich pickings for cargo thieves in the most prosperous European markets.

Analysis of the TIS product category shows 220 or 9.4% of cargo thefts in Germany involved Tools/Building Materials, while Clothing & Footwear products were another frequent target, reported stolen in 83 or 3.6% of crimes. In addition to Fuel, as previously stated, three other types of products recorded 50 or more losses:

- **Metal** – 57 thefts
- **Bicycles** - 52
- **Furniture/Household Appliances** – 50

Metal thefts reported to TIS included the **€275,000** loss of copper following a Deceptive Pick Up in Cologne on 1 June 2022. Bicycles, meanwhile, are proving to be an increasingly popular target for cargo criminals, with a growing number of losses of complete bikes, bike parts and accessories reported stolen in 18 months. On 9 February 2022, TAPA EMEA received an incident report



Since the turn of the year, Germany has been one of the countries to see a sudden and significant rise in fuel thefts. Ever-aware of new market opportunities, Organised Crime Groups will certainly have been responsible for some of the biggest losses of fuel in the first six months of 2022.

involving the loss of **€295,797** of bike parts from a secured parking place. No region was stated. This followed another major incident on 20 January 2022, when another shipment of bike parts was stolen from a truck at a motorway rest area in Hainichen, Saxony.

Since the start of 2022 in Germany, bicycle losses have also been recorded at Unclassified Parking Locations, truck stops and motorway service areas in Saxony-Anhalt, Brandenburg, and Duisburg.

Vehicles remained by far the most prominent focus of criminals targeting supply chains in Germany. While the incident category of Theft does not specify losses from trucks directly, incident descriptions confirmed the continuing vulnerability of trucks, trailers and smaller delivery vans to criminal



attacks. This is also confirmed by the high numbers of cargo thefts which stated Unclassified Parking as the locations of incidents. To 30 June 2022, TAPA EMEA received reports of 1,035 freight loss incidents in these locations, accounting for 44% of crimes added to the Association's intelligence database.

While Germany offers a number of very professional secured parking sites for trucks, the overall low level of supply of secure parking places, versus the extremely high level of demand, remains a key issue. As in the rest of Europe and other parts of the EMEA region, until there is a step change in the volume of secure parking sites, criminals targeting drivers, vehicles and their loads will retain a strong advantage when trucks and vans make stops.

TAPA EMEA also received reports of 160 Theft from Facility crimes, 6.9% of the 18-month total, including four major losses:

- **€250,000** – theft of e-bikes from an Origin Facility in Heidelberg on 14 October 2021
- **€166,000** – the loss of a shipment of tobacco from a Road Transportation Facility in Dietzenbach on 9 June 2021
- **€100,000** – the theft of a tractor unit from an Origin Facility in Heilbronn on 22 June 2022
- **€100,000** – a shipment of phones stolen from a facility in Eggolsheim on 7 April 2021.

GERMANY



MAJOR CARGO CRIMES - GERMANY

18 months (Jan 2021-June 2022)

LOSS VALUE	INCIDENT TYPE	DATE	LOCATION TYPE	AREA	PRODUCTS TARGETED
€ 532,980	Theft	09.02.2022	Unknown	Immenstadt	Miscellaneous
€ 500,000	Theft from Trailer	01.12.2021	Secured Parking	Guxhagen	Laptops
€ 450,000	Theft from Vehicle	22.09.2021	En Route	Brandenburg	Unspecified
€ 421,000	Theft from Vehicle	30.09.2021	Unclassified Parking	Walsrode	Catalytic Converters
€ 300,000	Theft	21.10.2021	Unknown	Berlin	Vehicle Parts
€ 295,797	Theft from Vehicle	09.02.2022	Secured Parking	Unknown	Bicycle Parts
€ 291,870	Theft	08.02.2022	Unknown	Immenstadt	Miscellaneous
€ 289,926	Theft from Trailer	02.12.2021	Services 3rd Party Facility	Unknown	Clothing & Footwear
€ 280,000	Theft of Vehicle	14.12.2021	En Route	Unknown	Epilators, electric toothbrushes
€ 275,000	Theft of Trailer	01.06.2022	Unclassified Parking	Köln	Copper
€ 250,000	Theft from Facility	14.10.2021	Origin Facility	Heidelberg	E-bikes
€ 240,000	Theft	10.03.2021	Unknown	Munich	Televisions
€ 233,000	Theft	23.02.2021	Unknown	Möckern	Furniture/Household Appliances
€ 210,250	Theft	16.02.2021	Unknown	Schlangen	Clothing & Footwear
€ 184,743	Theft from Vehicle	13.04.2022	Destination Facility	Waldlaubersheim	Unspecified
€ 184,440	Theft	28.01.2022	Unknown	Bietigheim-Bissingen	Miscellaneous
€ 176,466	Theft from Vehicle	13.04.2021	Unclassified Parking	Waldlaubersheim	Miscellaneous
€ 166,000	Theft from Facility	09.06.2021	Road Transportation Facility	Dietzenbach	Tobacco
€ 160,000	Theft of Vehicle	29.06.2022	Origin Facility	Posneck	No Load
€ 158,601	Theft from Vehicle	21.01.2021	Unclassified Parking	Markranstädt	Miscellaneous
€ 150,000	Theft from Trailer	04.12.2021	Unclassified Parking	Rheinberg	Smartwatches
€ 150,000	Theft of Trailer	02.08.2021	Unclassified Parking	Kabelsketal	Unspecified
€ 148,050	Theft	09.02.2022	Unknown	Immenstadt	Miscellaneous
€ 147,880	Theft from Vehicle	21.01.2021	Unclassified Parking	Bachfurt	Clothing & footwear
€ 133,500	Theft from Vehicle	15.09.2021	Unclassified Parking	Wörnitz	Miscellaneous
€ 130,000	Theft	24.06.2021	Unknown	Bad Dürrenberg	Shoes
€ 127,918	Theft	14.01.2022	Unknown	Sołtau	Miscellaneous
€ 122,808	Theft	20.08.2021	Unknown	Brunswick	Miscellaneous
€ 120,630	Theft	23.03.2021	Unknown	Magdeburg	Car parts
€ 120,000	Theft	23.02.2021	Unknown	Berlin	E-bikes and sports equipment
€ 120,000	Theft from Trailer	05.03.2021	Unclassified Parking	Wertheim-Bettingen	Cigarettes
€ 105,457	Theft	02.07.2021	Destination Facility	Eutin	Miscellaneous
€ 103,448	Theft	08.09.2021	Unknown	Erlenbach	Miscellaneous
€ 102,500	Theft	03.02.2021	Unknown	Babenhausen	Miscellaneous
€ 100,000	Theft from Facility	22.06.2022	Origin Facility	Heilbronn	Tractor unit
€ 100,000	Theft from Vehicle	25.04.2022	Services 3rd Party Facility	Rosau	Miscellaneous
€ 100,000	Theft from Trailer	20.01.2022	Unclassified Parking	Hainichen	Bicycle parts
€ 100,000	Theft from Vehicle	15.03.2021	Unclassified Parking	Rheinböllen	Coffee machines
€ 100,000	Theft from Facility	07.04.2021	Unknown	Eggolsheim	Phones
€ 100,000	Theft of Vehicle	30.01.2021	Unknown	Malschwitz	Unspecified



The use or threat of violence in Germany remains quite rare and was seen in less than 1% of the 2,348 crimes recorded by the Association in these 18 months. Nonetheless, every single attack on a driver is one too many and, during the analysis for this report, several assaults were identified, including:

- On 20 February 2021, the crew of a cash-in-transit truck were preparing to make a delivery in an unconfirmed German town when they were ambushed by four offenders wearing orange overalls and posing as street workers as they waited for the armoured vehicle to approach. The attackers, all armed with pistols, used a pepper spray to incapacitate the driver and guards and stole an unknown number of cash cassettes before escaping in a car.
- On 9 March 2021, a truck driver was assaulted during a robbery of a facility in Bleicherode. The driver was waiting

on a loading dock when he was struck several times with a blunt object, forcing him to fall from the dock. He was subsequently threatened by two offenders, who demanded cash. They also stole from a shipment of alcohol in the warehouse before exiting the scene.

- On 14 November 2021, a driver was assaulted by two men at a service station in Berg.
- On 20 November 2021 in Euskirchen, a truck driver confronted offenders who had slashed the tarpaulin of his trailer. He was attacked with an iron bar before the suspects ran off.

So-called 'curtain cutting' or 'tarpaulin slashing' remains one of the most common types of M.O. recorded by the Association in Germany.

TAPA EMEA also recorded cases of criminals posing as police officers to intercept vehicles, a popular M.O. in South Africa, but rarely seen in Germany.

Its effectiveness, however, in bringing trucks to a halt may lead to more crimes of this nature in Europe. In the two incidents, in Porta Westfalica and near Hurth, no significant financial losses were recorded.

Migrant intrusion into trucks remained another significant challenge to the resilience of supply chains in Germany, especially those transporting food products and temperature-controlled goods such as pharmaceuticals, given the risk to product integrity and the risk of contamination. In at least one case, a truck driver was arrested on suspicion of people trafficking.

In this reporting period, TAPA EMEA received numerous reports of migrant intrusions, including in Erlangen, Grosskorbetha, Oberstenfeld, Schwäbisch Hall and Widderstall. In Rosenheim, police officers also discovered 11 migrants hiding in a freight train. On 14 January 2022, a small group of migrants cut a hole in the roof of a trailer in order to hide inside the vehicle, which was travelling from Hungary to Passau, Germany.

TAPA EMEA members can find all this data and more cargo crime insight and intelligence in the password-protected TAPA EMEA Intelligence System (TIS) database.



In HY/2022, TAPA EMEA recorded fuel thefts in:

BADEN-WÜRTTEMBERG

- Offenburg
- Petersberg
- Stockach-Frickenweiler
- Weingarten
- Willstatt

BAVARIA

- Bamberg
- Germering
- Leipheim
- Marktschorgast
- Neu-ulm

BRANDENBURG

- Bernau
- Hoort
- Nuthetal

HESSEN

- Diemelstadt
- Grunberg
- Gudensburg
- Hesse
- Hilders
- Riedstadt-Goddelau
- Ulfen Sontra
- Wiesbaden

LOWER SAXONY

- Bosel
- Buxtehude
- Cloppenburg
- Colnrade
- Dinklage
- Ilhow
- Lembruch

MECKLENBURG-VORPOMMERN

- Demmin
- Domsuhl
- Malchow
- Neustrelitzer
- Vellahn
- Volschow
- Wermelskirchen

NORTH RHINE-WESTPHALIA

- Augustdorf
- Finkenstrasse Bielefeld
- Hagan
- Issum
- Kalletal
- Lichtenau
- Ludenscheld
- Plettenberg
- Reken

- Wadersloh
- Wassenburg
- Werl

RHINELAND-PALATINATE

- Bickendorf
- Birkenfeld
- Freinsheim
- Grolsheim
- Grunstadt
- Koblenz

SAARLAND

- Heusweiler

SAXONY

- Auerbach
- Lobau
- Penig

SAXONY-ANHALT

- Wittenburg

THURINGIA

- Altenburg
- Themar



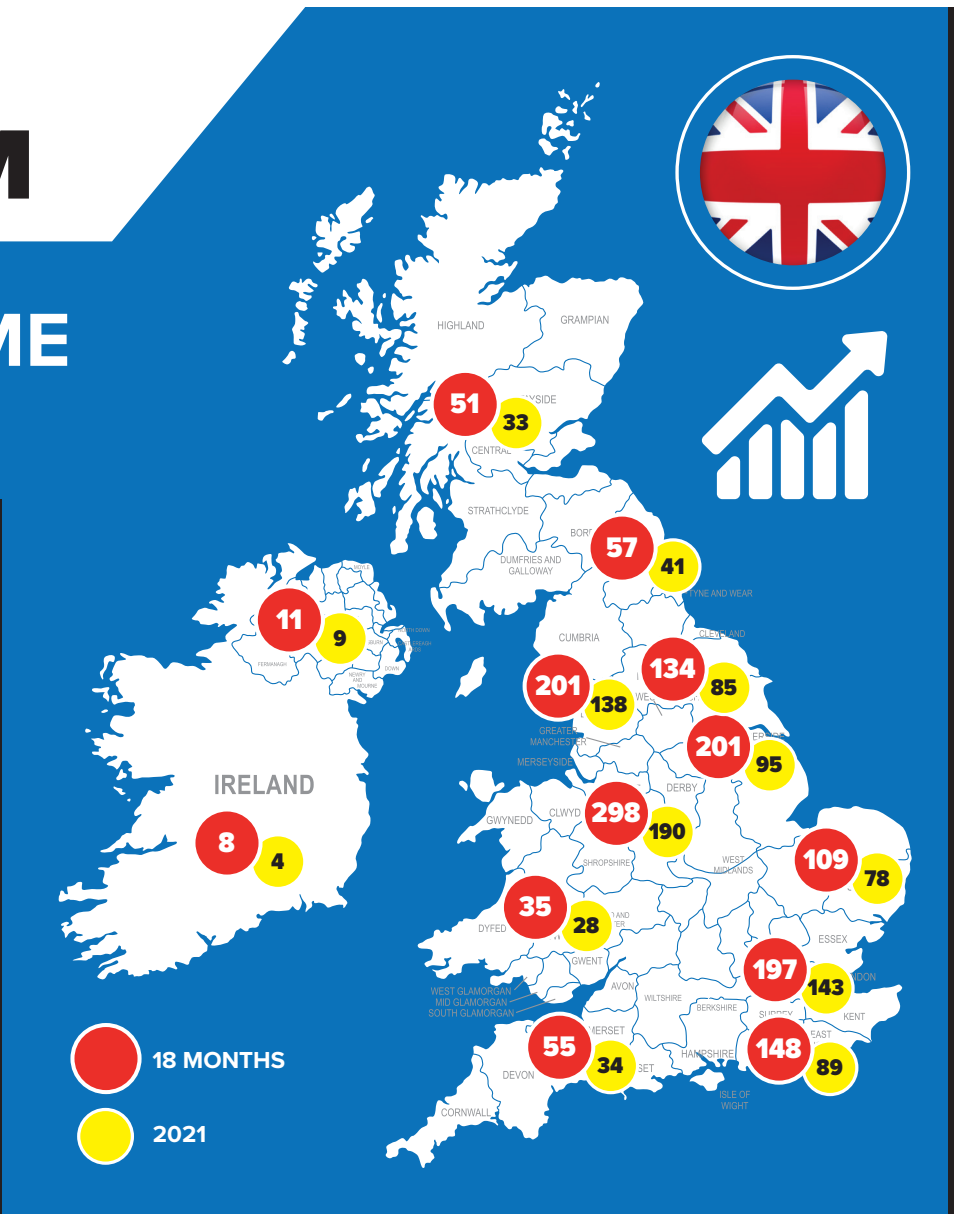
UNITED KINGDOM



CARGO CRIME MONITOR



NO. OF INCIDENTS			
	18 MONTHS	2021	2020
West Midlands	298	190	389
East Midlands	201	95	467
North West	201	138	252
London	197	143	300
South East	148	89	500
Yorkshire & The Humber	134	85	397
East of England	109	78	564
North East	57	41	66
South West	55	34	71
Scotland	51	33	27
Wales	35	28	37
Northern Ireland	11	9	4
Republic of Ireland	8	4	0
Unknown	68	23	26
TOTALS:	1,573	990	3,100



BIGGEST LOSS

€855,800

Theft of a trailer loaded with perfumes on 19 April 2022 in Oxfordshire

€250,833

Average loss for the 20 major cargo crimes reported to TAPA EMEA's TIS

MODUS OPERANDI (18 MONTHS)		
TOP 5	INCIDENTS	% OF TOTAL
▶ Unknown	730	46.4%
▶ Intrusion	605	38.5%
▶ Violent & Threat with Violence	196	12.5%
▶ Internal	22	1.4%
▶ Theft from Moving Vehicle	13	0.8%
TOTAL:	1,566	99.6%
OTHER M.O.	INCIDENTS	% OF TOTAL
▶ Deception Other	3	
▶ Deceptive Pick Up	2	
▶ Deceptive Stop1	1	
▶ Forced Stop	1	
TOTAL:	7	0.4%



Total number of incidents reported to TAPA's TIS in 18 months

1,573



PRODUCT CATEGORY

PRODUCT LOSSES (18 MONTHS)

TOP 5	INCIDENTS	% OF TOTAL
Miscellaneous	1,067	67.8%
Unspecified	146	9.3%
Tobacco	94	6%
Food & Drink	66	4.2%
Clothing & Footwear	34	2.1%
TOTAL:	1,407	89.4%
OTHER PRODUCTS	INCIDENTS	% OF TOTAL
No Load (Theft of truck and/or trailer)	26	
Cosmetics & Hygiene	17	
Fuel	17	
Tools/Building Materials	17	
Furniture/Household Appliances	16	
Metal	13	
Pharmaceuticals	12	
Bicycles	11	
Phones	9	
Toys/Games	7	
Tyres	6	
Computers/Laptops	5	
Car Parts	4	
Sports Equipment	4	
Cash	2	
TOTAL:	166	10.6%



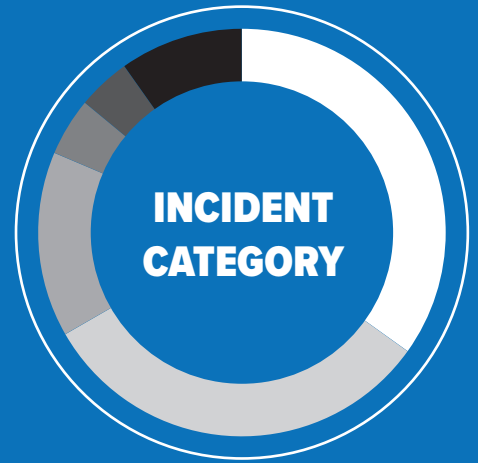
18

Number of TAPA TIS product categories recording losses in 18 months



9

Crimes in the United Kingdom with a loss value of **€50,000-€100,000** produced a combined loss of **€623,120**



INCIDENT CATEGORY

INCIDENT CATEGORY (18 MONTHS)

TOP 5	INCIDENTS	% OF TOTAL
Theft from Vehicle	549	34.9%
Theft of Vehicle	501	31.8%
Theft from Trailer	231	14.7%
Theft	73	4.6%
Robbery	66	4.2%
TOTAL:	1,420	90.2%
OTHER INCIDENTS	INCIDENTS	% OF TOTAL
Theft of Trailer	64	
Theft from Facility	47	
Clandestine	14	
Theft from Container	11	
Theft of Container	7	
Truck Theft	4	
Fraud	3	
Hijacking	3	
TOTAL:	153	9.8%



LOCATION TYPE (18 MONTHS)

TOP 5	INCIDENTS	% OF TOTAL
▶ Unknown	715	45.6%
▶ Destination Facility	393	25%
▶ Unclassified Parking	231	14.7%
▶ Services 3rd Party Facility	81	5.1%
▶ En Route	73	4.6%
TOTAL:	1,493	95%
OTHER LOCATIONS:	INCIDENTS	% OF TOTAL
▶ Origin Facility	57	
▶ Road Transportation Facility	8	
▶ Maritime Transportation Facility	5	
▶ Authorised 3rd Party Facility	3	
▶ Railway Operation Facility	3	
▶ Aviation Transportation Facility	2	
▶ Secured Parking	2	
TOTAL:	80	5%

13

Number of regions reporting cargo theft incidents



14.7%

Or **231** recorded incidents involved trucks in Unclassified Parking Locations

Total value for the **92** or **5.8%** of cargo thefts reporting a value

€6,330,377



LOWER LEVELS OF INCIDENT REPORTING AND LOSS VALUES IN THE PAST 18 MONTHS DISTORT THE UK'S POSITION AS A 'HOTBED' OF CARGO CRIME

A quick scan down the top 10 listing of recorded cargo crimes by country in EMEA could easily give the impression that thefts from supply chains in the United Kingdom fell sharply over the 18-month reporting period to 30 June 2022. After 3,100 reported cargo theft incidents in 2020, the TAPA EMEA Intelligence System (TIS) had only received 1,573 crime reports over the following 18-month period covered by this latest analysis.

TAPA EMEA, however, believes cargo losses from supply chains in the United Kingdom are continuing to rise across the country. The decline in recorded thefts and the distortion of the cargo crime 'picture' in the UK is caused by a lower level of incident intelligence from policing bodies versus 2020. To address this, TAPA EMEA has formed a new partnership with the National Business



Crime Solution (NBCS), a not-for-profit initiative that works with the police and business community in the UK to tackle business crime, including cargo thefts.

In June 2022, the NBCS and the National Business Crime Centre in the UK rolled out a landmark Information Sharing Agreement (ISA) to enable police forces across the country to share relevant data with the wider business community to combat crime and protect the public.

The National Police Information Sharing Agreement (ISA) is the first of its kind in the UK and will enable the NBCS to request and exchange information and

intelligence with all 43 police forces. Through its own partnership with the NBCS, TAPA EMEA now hopes to gain a more accurate assessment of the cargo theft challenges for business in the UK and for international companies with UK supply chains. Encouraging police forces to 'tag' incidents as a cargo crime – instead of allocating crime reports into far bigger and more generic crime categories, such as vehicle or commercial property crimes – will be a key initiative. TAPA EMEA also hopes for more direct engagement with UK law enforcement agencies in collaboration with the NBCS.

Gaining more cargo crime data is also expected to reveal the UK as one of the countries where the 'cost-of-living' crisis sweeping across the developed world is leading to a rise in cargo thefts by first-time and small-time offenders, involving smaller quantities of goods with lower values. This more opportunistic crimewave will be driven by financial anxieties within households, the burgeoning 'black market' for everyday goods and higher value luxury items, and the sheer level of opportunity presented by supply chain operations.

While the year-over-year data comparison with 2020 is heavily influenced by the sudden slump in intelligence sharing, it remains clear that Organised Crime Groups and small-time cargo thieves are active across England, Scotland, Wales and Northern Ireland, as well as in neighbouring Ireland. Over the 18 months from 1 January 2021 to 30 June 2022, TAPA EMEA received reports of losses from supply chains in 13 regions of the United Kingdom, particularly along the main North-South trade lanes, with three-figure incident rates in:

- **West Midlands** – 298 incidents in 18 months
- **East Midlands** – 201 cargo crimes
- **North West** – 201
- **London** – 197
- **South East** – 148
- **Yorkshire & The Humber** – 134
- **East of England** – 109

In the 18 months to 30 June 2022, only 5.8% of cargo crimes reported to the Association's TIS database shared any financial loss data. The collective loss figure for these 92 incidents was **€6,330,377** or an average of **€68,808**. In the previous TAPA EMEA *Cargo Theft Annual Report* for 2020, 83.7% of recorded attacks on supply chains had a value provided and these produced a combined loss in excess of **€92 million** in 12 months.

With only such a small percentage of crime reports providing values in this latest 18-month reporting period, TAPA EMEA identified only 20 major cargo thefts involving losses of **€100,000** or more. This compares to 86 in 2020. The 20 crimes produced an average loss of **€250,833**.

The UK is one of the countries in EMEA where TAPA EMEA regularly reports crimes with the M.O. of Violent or Threat with Violence, mostly targeted at truck drivers. Fortunately, in most cases, drivers are not physically assaulted but they are threatened by suspects with guns or knives or simply outnumbered by attackers. 196 violent incidents were recorded in 18 months.

While Theft from Facility crimes in EMEA have grown noticeably in the first six months of 2022, the UK only recorded 47 on this type of incident in 18 months to June 2022. This reflects the continuing criminal trend of



The National Police Information Sharing Agreement (ISA) is the first of its kind in the UK and will enable the NBCS to request and exchange information and intelligence with all 43 police forces. Through its own partnership with the NBCS, TAPA EMEA now hopes to gain a more accurate assessment of the cargo theft challenges for business in the UK and for international companies with UK supply chains.



targeting vehicles, both trucks and, to a lesser extent, Last Mile delivery vans. Consequently, the top 3 incident types – Theft from Vehicle, Theft of Vehicle and Theft from Trailer - accounted for 1,281 or over 80% of all crimes in this period. The severe shortage of secure truck parking places across the country remains a deep concern. At least 231 cargo thefts occurred when vehicles stopped in Unclassified Parking Places.

One Theft from Facility crime of note in 2022 happened during the mid afternoon of Friday 11 March and saw thieves drill a hole into the ceiling of an Origin Facility in Halifax, West Yorkshire. They escaped with unspecified goods with a reported value of **€500,000**.

Losses were recorded in 18 TIS product categories, although in over 75% of crime reports, the goods targeted or stolen were reported as Miscellaneous or Unspecified. Of the known product types, the top five by number of recorded incidents were:

- **Tobacco** – 96 cargo thefts in 18 months
- **Food & Drink** – 66
- **Clothing & Footwear** – 34
- **No Load** (Theft of truck and/or trailer) – 26
- **Cosmetics & Hygiene, Fuel, Tools/ Building Materials** – 17 each

High value losses at many of the busiest UK locations – Motorway Service Areas – remained a key feature of the past 18 months. In many cases, these are not small 'smash and grab' thefts of 1-2 products but substantial thefts in terms of both value and volume. On 24 February 2022, for example, **€480,000** of shoes – 4,000 pairs in total – were stolen from a truck parked in an unsecured location at Abington Services, located next to the M74 motorway in South Lanarkshire, Scotland.

UNITED KINGDOM



In May 2022, thieves also targeted a truck at Gloucester Services, stealing **€147,147** of consumer goods. In this latter incident, police have since made two arrests. An attempted theft of a consignment of chewing gum worth **€118,295** was also reported at Gloucester Services on 4 May 2022.

Fuel thefts have been another trend in the opening six months of 2022 in EMEA, with the UK recording one of the highest-value, and most high-profile, incidents after thieves stole **€300,000** of fuel from a Royal Navy storage facility in Plymouth in South West England. Deceptive Pick Ups of goods by drivers or ‘companies’ using fake documentation also produced significant losses, including the theft of **€114,000** of miscellaneous products on their way to store. Thieves managed



to collect the shipment from an Origin Facility in Wakefield, West Yorkshire, on 2 May 2022, without raising suspicion. In a similar case, 237 televisions were collected by offenders from an Origin Facility in Wellingborough, Northamptonshire, at the end of January 2022.

‘Curtain cutting’ or slashing open the tarpaulins of parked trucks remained one of the most popular types of M.O. used by cargo thieves in the UK. The repair cost and operational disruption for trucks attacked in this way are often one of the forgotten aspects of cargo crime, even when the value of goods stolen from their cargoes is nominal. In February 2022, TAPA EMEA received a report of 36 trucks having their tarpaulins slashed after offenders accessed a transport yard of an Authorised 3rd Party Facility in

Staffordshire. The only goods reported stolen were two bottles of wine.

Truck drivers in the UK are also often tricked into stopping their vehicles and leaving their cabs by suspects supposedly warning them of irregularities, faults or damage to their tractor or trailer units. Internal threats to companies also remain prevalent. In one case in Scotland, thieves reportedly paid a company employee for information which allowed them to subsequently steal a vehicle loaded with whisky from a Services 3rd Party Facility in North Lanarkshire in January 2022.

In many cargo crimes in the UK, proactive responses and investigation work by law enforcement agencies leads to the recoveries of stolen goods as well as the arrests and prosecutions of suspects in connection with these incidents. TAPA EMEA hopes its partnership with NBCS, in addition to the Association’s own direct liaison with police representatives, and its offer of free access for law enforcement officers to the TIS intelligence portal, will help to build a more representative view of the full scale of cargo theft incidents across the United Kingdom, and give companies improved cargo security insight to increase the resilience of their supply chains.

MAJOR CARGO CRIMES - UNITED KINGDOM

18 months (Jan 2021-June 2022)

Note: In addition to other crimes published earlier in this report.

LOSS VALUE	INCIDENT TYPE	DATE	LOCATION TYPE	AREA	PRODUCTS TARGETED
€ 500,000	Theft from Facility	11.03.2022	Origin Facility	Halifax	Unspecified
€ 480,000	Theft from Vehicle	24.02.2022	Unclassified Parking	Abington	Shoes
€ 406,291	Theft of Vehicle	31.01.2022	Services 3rd Party Facility	Shotts	Whisky
€ 340,388	Theft from Trailer	28.01.2021	Unclassified Parking	Tatsfield	Computers/laptops
€ 300,320	Theft from Facility	06.04.2022	Maritime Transportation Facility	Plymouth	Fuel
€ 280,000	Theft from Facility	20.09.2021	Origin Facility	Cumnock	Drinks
€ 239,582	Theft of Trailer	05.01.2022	Unknown	Halifax	Unspecified
€ 204,244	Theft	14.10.2021	Unknown	Litchfield	Phones
€ 178,650	Theft of Vehicle	15.11.2021	Unknown	Osmotherley	Metal
€ 147,147	Theft from Vehicle	10.05.2022	Services 3rd Party Facility	Gloucester	Consumer goods
€ 138,120	Theft from Facility	06.03.2022	Origin Facility	Moneymore	Bicycles
€ 135,037	Theft from Vehicle	24.02.2022	Services 3rd Party Facility	Biggar	Unspecified
€ 126,068	Theft of Vehicle	05.12.2021	Secured Parking	Heywood	Miscellaneous
€ 120,000	Theft from Facility	29.08.2021	Origin Facility	Buckley	Tools
€ 118,295	Theft from Vehicle	04.05.2022	Services 3rd Party Facility	Brookthorpe	Chewing gum
€ 116,580	Theft from Vehicle	25.02.2021	Unclassified Parking	Brampton	Candleware
€ 116,128	Theft from Facility	11.06.2021	Origin Facility	Loanhead	E-Scooters
€ 114,000	Theft of Trailer	02.05.2022	Origin Facility	Wakefield	Unspecified
€ 100,000	Theft of Trailer	05.04.2021	Unknown	Kingston	Soap bars and liquid gels



SUPPLY CHAIN SECURITY

BUILD CUSTOMER CONFIDENCE IN THE SECURITY OF THEIR GOODS IN YOUR WAREHOUSING AND IN-TRANSIT STORAGE FACILITIES

The Transported Asset Protection Association (TAPA) is the world's leading supply chain security resilience Association, formed by Manufacturers/Shippers and Logistics Service Providers to prevent product losses from supply chains.

CREATED BY THE INDUSTRY, FOR THE INDUSTRY

TAPA's Security Standards have been developed in partnership with our member companies to create minimum security standards to manage supply chain risks and reduce the threat of cargo thefts.

A TAPA certification gives credibility to your security measures and reinforces your reputation to manage security risks to your own and your customers' in-transit or stored goods.

TAPA'S FACILITY SECURITY REQUIREMENTS (FSR)

FSR is specifically for secure warehousing or in-transit storage within supply chains and sets specific security requirements for facilities, covering:

- The Facility Perimeter
- Outside Walls, Roof & Doors
- Office & Warehouse Entry & Exit Points
- Inside Warehouse & Office
- Security Systems: Design, Monitoring & Responses
- Training & Procedures
- Workforce Integrity
- Cyber Security



FSR certification can be achieved via:

- Single Site Certification by Independent Audit Body (IAB)
- Multi-site Certification by IAB
- Self-Certification by Authorised Auditor (AA) by Logistics Service Provider/Applicant or IAB

The benefits TAPA FSR certification brings to your business:

- Increased customer confidence & loyalty
- Enhanced security & operational resilience
- Improved workforce protection
- Builds your brand reputation
- New business opportunities

HOW TO FIND OUT MORE...

You can download TAPA's Facility Security Requirements

[CLICK HERE](#)

Contact us if you have questions about the FSR Standard

[CLICK HERE](#)

TAPA SECURITY STANDARDS – EMPOWERING RESILIENT SUPPLY CHAINS

Visit our website – [click here](#)

NETHERLANDS

CARGO CRIME MONITOR

NO. OF INCIDENTS

	18 MONTHS	2021	2020
North Brabant	212	174	67
Limburg	156	127	37
South Holland	126	106	31
Gelderland	66	47	15
Utrecht	33	31	7
North Holland	32	27	16
Overijssel	27	19	13
Friesland	13	11	1
Drenthe	9	7	0
Flevoland	5	3	2
Zeeland	5	4	0
Groningen	4	2	4
Unknown	19	8	6
TOTALS:	707	566	199



BIGGEST LOSS

€5,000,000

Theft of Jewellery and Precious Metals in Amsterdam on 19 May 2021

€978,481

Average loss for the 7 major cargo crimes reported to TAPA EMEA's TIS

MODUS OPERANDI (18 MONTHS)

TOP 7	INCIDENTS	% OF TOTAL
▶ Intrusion	437	61.8%
▶ Unknown	248	35.1%
▶ Deceptive Stop	12	1.7%
▶ Violent & Threat with Violence	5	0.7%
▶ Internal	2	0.3%
▶ Deception Other	2	0.3%
▶ Deceptive Pick Up	1	0.1%
TOTAL:	707	100%



Total number of incidents reported to TAPA's TIS in 18 months

707



PRODUCT CATEGORY

PRODUCT LOSSES (18 MONTHS)

TOP 5	INCIDENTS	% OF TOTAL
Miscellaneous	225	31.8%
Unspecified	171	24.3%
Food & Drink	40	5.7%
Furniture/Household Appliances	38	5.4%
No Load (Theft of truck and/or trailer)	36	5.1%
TOTAL:	510	72.3%
OTHER PRODUCTS	INCIDENTS	% OF TOTAL
Cosmetics & Hygiene	36	5.1%
Clothing & Footwear	34	4.8%
Metal	25	3.6%
Toys/Games	21	3%
Computers/Laptops	20	2.8%
Bicycles	19	2.7%
Tools/Building Materials	16	2.3%
Phones	6	0.8%
Tobacco	6	0.8%
Sports Equipment	3	0.4%
Fuel Theft	3	0.4%
Car Parts	3	0.4%
Pharmaceuticals	3	0.4%
Cash	1	0.1%
Jewellery/Precious Metals	1	0.1%
TOTAL:	197	27.7%



18

Number of TAPA TIS product categories recording losses in 18 months



INCIDENT CATEGORY

INCIDENT CATEGORY (18 MONTHS)

TOP 5	INCIDENTS	% OF TOTAL
Theft from Trailer	431	61%
Theft of Trailer	120	17%
Theft from Vehicle	68	9.6%
Theft of Vehicle	40	5.7%
Theft from Container	12	1.7%
TOTAL:	671	95%
OTHER INCIDENTS	INCIDENTS	% OF TOTAL
Theft	9	1.3%
Theft from Facility	9	1.3%
Fraud	6	0.8%
Robbery	4	0.5%
Truck Theft	3	0.4%
Clandestine	3	0.4%
Theft Of Container	2	0.3%
TOTAL:	36	5%



4

Crimes in the Netherlands with a loss value of **€50,000-€100,000** produced a combined loss of **€212,543**



LOCATION TYPE (18 MONTHS)

TOP 5	INCIDENTS	% OF TOTAL
Unknown	460	65.1%
Unclassified Parking Location	177	25%
Destination Facility	23	3.3%
En Route	14	2%
Origin Facility	12	1.7%
TOTAL:	686	97.1%
OTHER LOCATIONS:	INCIDENTS	% OF TOTAL
Services 3rd Party Facility	11	1.5%
Road Transportation Facility	8	1.1%
Maritime Transportation Facility	2	0.3%
TOTAL:	21	2.9%

12

Number of regions reporting cargo theft incidents



25%

Or **177** recorded incidents involved trucks in Unclassified Parking Locations

Total value for the **23** or **3.3%** of cargo thefts reporting a value

€6,961,140





OVER 160,000 'YOUTUBERS' WATCH THE BIGGEST CARGO CRIME IN THE NETHERLANDS, BUT SOURCING INCIDENT REPORTS REMAINS CHALLENGING, DESPITE THE RISE IN THEFTS FROM SUPPLY CHAINS

So high profile was the biggest cargo theft in the Netherlands in this 18-month review period that a video shot by a member of the public who witnessed the attack has been watched over 160,000 times on YouTube.

As highlighted in the major cargo crimes section of this report, the incident in question involved the theft of diamonds and gold with a value of **€5 million** - although, in the immediate aftermath of the attack, media reports incorrectly suggested the thieves had stolen jewellery and precious metals worth **€50 million**, a figure later corrected to 10% of this value. Nonetheless, such a brazen attack in broad daylight in one of Europe's busiest cities was bound to attract headlines, and it did.

Police later confirmed several arrests of French and Belgian nationals in connection with the theft, and, as reported previously, one suspect died trying to make their escape from the scene, with Dutch police officers in hot pursuit.

Interestingly, this crime came just months before three robbers found guilty of



another multi-million Euro diamond heist had their sentences for the crime extended. Their previous sentences of 5, 6 and 7 years, originally handed down in 2019, were increased to nine and-a-half years. This relates to the theft of diamonds with an estimated value of **€75 million** in 2005 as they were being transported in an armoured vehicle at Amsterdam Schiphol Airport.

For the purposes of this report, TAPA EMEA has recorded a loss value of **€5 million** for the incident, based on market intelligence provided to the Association, although, even more recently, other sources have indicated the loss may have been slightly lower still at **€4.8 million**. Whatever the final number, a substantial seven-figure loss naturally had a dramatic impact on the total recorded losses for cargo crimes

over these 18 months, lifting the overall figure to **€6,961,140** and producing an average loss for the seven major crimes with a loss value of **€100,000** or more to **€978,481**. Outside of the highest value theft, criminals involved in the other high-value cargo thefts targeted computers/laptops, e-bikes, electronic products, televisions, and, in one case, an empty truck.

While the financial impact may be less clear, the fact that the Netherlands remained a prime territory for cargo thieves of various nationalities is not in doubt. In 2020, 199 cargo thefts were reported to the Association's intelligence database. This figure rose 184.4% in 2021 to 566 incidents and, in this latest 18-month review, climbed to 707 thefts or attempted thefts from supply chains by offenders operating across the country.

The TAPA EMEA Intelligence System (TIS) captured data on incidents in 12 Dutch provinces in these 18 months, with the top four all showing rises in recorded criminal activities:

- **North Brabant** – 212 reported cargo theft incidents in 18 months, while annual data for the 174 crimes in 2021 was 159.7% higher than the previous year

- **Limburg** – 156 crimes in the 18 months to 30 June 2022. The 127 recorded incidents in 2021 represented a 243.2% rise over 2020
- **South Holland** – 126 incidents in 18 months, while the 106 freight thefts in 2021 was 241.9% up on the 2020 level
- **Gelderland** – 66 cargo crimes over the 18 months of this report. In 2021, the province recorded 47 thefts from supply chains, 213.3% more than the previous year.

Double-figure incident rates were also recorded in Utrecht (33 crimes), North Holland (32), Overijssel (27), and Friesland (13).

Four types of vehicle crimes accounted for 93.3% of all incidents in this reporting period to 30 June 2022, notably:

- **Theft from Trailer** – 431 incidents or 61% of the 18-month total
- **Theft of Trailer** – 120 and 17%
- **Theft from Vehicle** – 68 and 9.6%
- **Theft of Vehicle** – 40 and 5.7%

A quarter of cargo thefts – 177 incidents in total – happened when drivers stopped their vehicles in Unclassified Parking Locations, once again demonstrating the risks which can result from the use of parking places by the sides of highways, at motorway service stations, or on industrial estates.

The extensive cluster of logistics hubs and distribution centres in the Netherlands gives cargo thieves the opportunity to target a wide range of products. Of the 18 TIS product categories suffering losses over these 18 months, the top five known products suffering cargo thefts were:

- **Food & Drink** – 40 thefts, 5.7% of the 18-month total



- **Furniture/Household Appliances** – 38 thefts or 5.4%
- **No Load** (Theft of truck and/or trailer) – 36 thefts or 5.1%
- **Cosmetics & Hygiene** – 36 thefts or 5.1%
- **Clothing & Footwear** – 34 thefts or 4.8%

Once again, little or no product information was reported for over 50% of cargo thefts reported to TAPA EMEA.

Incident data in the first half of 2022, while short of financial values, highlights the higher volumes of products stolen in some of the recorded incidents. These included:

- 30 bicycles stolen from a truck in an Unclassified Parking Location in Heerenberg
- 340 boxes of computer parts from a facility in Venlo using the M.O. of Deception
- 12 pallets of perfume following the Deceptive Stop of a truck at a Maritime Transportation Facility in Rotterdam
- 85 boxes of wine from a Services 3rd Party Facility in Stroe, Gelderland
- 15 pallets of bathroom accessories from a vehicle at a Services 3rd Party Facility in Vlaardinggen
- 199 vacuum cleaners stolen from a truck at a Road Transportation Facility in Sassenheim



- 80 televisions stolen from a vehicle at a Destination Facility in Asten
- 350 boxes of electronics stolen while en route in Oirlo
- 19,858kgs of aluminium being transported en route in Lierop was stolen using fraud and deception
- 144 boxes of theatre lighting taken from a truck at a Destination Facility in Rotterdam
- 34 phones – Internal was the M.O. recorded for this theft from a sorting hub facility in the Netherlands
- 522 vacuum cleaners stolen from a curtain-sided truck at a secure parking location in Venlo
- 95 jacuzzi baths stolen from a facility in Woerden

High incident rates involving canvas cutting and the very low level of violence seen in cargo thefts would seem to indicate more small-time cargo thieves operating in the Netherlands as opposed to Organised Crime Groups, although OCGs have been connected to significant cargo losses, too.

If your organisation has been a victim of a cargo crime in the Netherlands, or if you have information on freight thefts in any Dutch province, you can report this to TAPA EMEA at tisteam@tapaemea.org No personal or company information will be recorded.

MAJOR CARGO CRIMES - NETHERLANDS

18 months (Jan 2021-June 2022)

Note: In addition to other crimes published earlier in this report.

LOSS VALUE	INCIDENT TYPE	DATE	LOCATION TYPE	AREA	PRODUCTS TARGETED
€ 750,000	Fraud	29.03.2022	Origin Facility	Oostrum	Computers/laptops
€ 300,000	Theft from Container	20.08.2021	Unknown	Wijchen	E-Bikes
€ 175,000	Theft of Vehicle	07.03.2022	Unknown	Kootwijkerbroek	Truck
€ 140,000	Theft from Trailer	10.03.2022	En Route	Sittard	Electronic items
€ 138,000	Theft of Trailer	27.03.2022	Unknown	Unknown	Televisions
€ 129,369	Theft from Vehicle	23.03.2022	Unclassified Parking	Asten	Computers/laptops

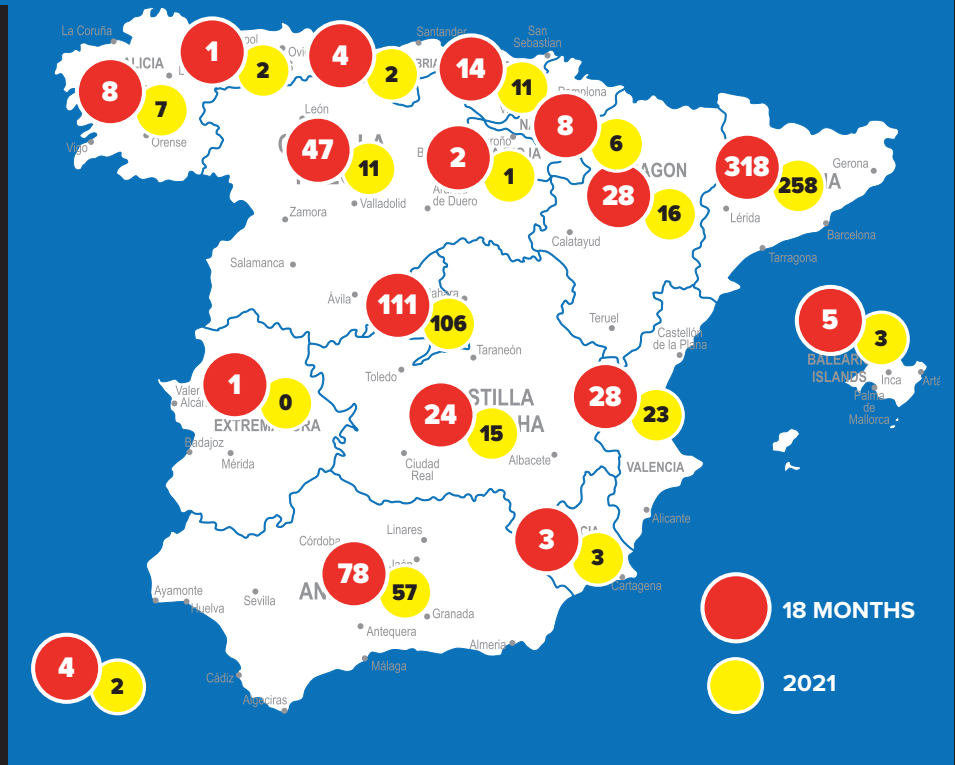
SPAIN



CARGO CRIME MONITOR

NO. OF INCIDENTS

	18 MONTHS	2021	2020
Catalonia	318	258	71
Madrid	111	106	26
Andalucia	78	57	22
Castilla Y León	47	11	12
Aragon	28	16	7
Valencia	28	23	14
Castilla La Mancha	24	15	3
Basque Country	14	11	7
Galicia	8	7	3
Navarre	8	6	3
The Balearic Islands	5	3	1
Cantabria	4	2	3
The Canary Islands	4	2	2
Murcia	3	3	1
La Rioja	2	1	0
Asturias	1	2	1
Extremadura	1	0	0
Unknown	20	16	2
TOTALS:	704	539	178



BIGGEST LOSS

€1,000,000

Theft of a trailer loaded with computers/laptops in Zaragoza on 9 March 2022

€349,503

Average loss for the 11 major cargo crimes reported to TAPA EMEA's TIS

MODUS OPERANDI (18 MONTHS)

TOP 6	INCIDENTS	% OF TOTAL
▶ Intrusion	361	51.3%
▶ Unknown	321	45.7%
▶ Violent & Threat with Violence	15	2.1%
▶ Internal	5	0.7%
▶ Deception Other	1	0.1%
▶ Theft from Moving Vehicle	1	0.1%
TOTAL:	704	100%



Total number of incidents reported to TAPA's TIS in 18 months

704





PRODUCT LOSSES (18 MONTHS)

TOP 5	INCIDENTS	% OF TOTAL
Miscellaneous	610	86.6%
Unspecified	26	3.7%
Food & Drink	17	2.4%
Fuel Theft	11	1.6%
Furniture/Household Appliances	9	1.3%
TOTAL:	673	95.6%
OTHER PRODUCTS	INCIDENTS	% OF TOTAL
No Load (Theft of truck and/or trailer)	6	0.9%
Clothing & Footwear	5	0.7%
Computers/Laptops	5	0.7%
Car Parts	2	0.3%
Pharmaceuticals	2	0.3%
Bicycles	2	0.3%
Tools/Building Materials	2	0.3%
Metal	2	0.3%
Cash	2	0.3%
Phones	1	0.1%
Cosmetics & Hygiene	1	0.1%
Agricultural Materials	1	0.1%
TOTAL:	31	4.4%



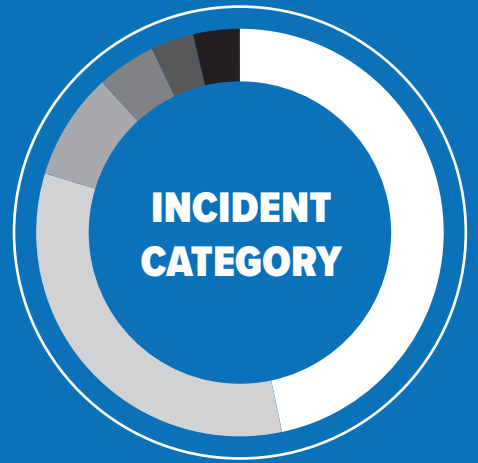
15

Number of TAPA TIS product categories recording losses in 18 months



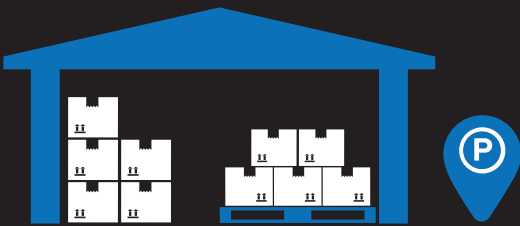
4

Crimes in Spain with a loss value of €50,000-€100,000 produced a combined loss of €265,000



INCIDENT CATEGORY (18 MONTHS)

TOP 5	INCIDENTS	% OF TOTAL
Theft from Vehicle	329	46.7%
Theft from Trailer	232	33%
Theft	60	8.5%
Theft of Vehicle	33	4.7%
Theft from Facility	24	3.4%
TOTAL:	678	96.3%
OTHER INCIDENTS	INCIDENTS	% OF TOTAL
Robbery	13	1.8%
Theft of Trailer	4	0.6%
Clandestine	4	0.6%
Truck Theft	3	0.4%
Hijacking	2	0.3%
TOTAL:	26	3.7%



LOCATION TYPE (18 MONTHS)

TOP 5	INCIDENTS	% OF TOTAL
Unknown	367	52.1%
Destination Facility	160	22.7%
Unclassified Parking Location	99	14.1%
Origin Facility	33	4.7%
En Route	25	3.6%
TOTAL:	684	97.2%
OTHER LOCATIONS:	INCIDENTS	% OF TOTAL
Services 3rd Party Facility	13	1.8%
Secured Parking	4	0.6%
Maritime Transportation Facility	2	0.3%
Railway Operations Facility	1	0.1%
TOTAL:	20	2.7%

17

Number of regions reporting cargo theft incidents



14.1%

Or 99 recorded incidents involved trucks in Unclassified Parking Locations

Total value for the 74 or 10.5% of cargo thefts reporting a value

€4,478,624



A PROACTIVE POLICE RESPONSE LEADS TO WIDE-SCALE ARRESTS OF CARGO THIEVES IN SPAIN, BUT YEAR-OVER-YEAR INCIDENTS GROW 202% AND LOSSES EXCEED €4.4 MILLION

The 18 months covered by this report shows a significant crackdown by Spanish law enforcement agencies on cargo criminals, but TAPA EMEA still recorded losses with a value of more than **€4.4 million** as supply chains were targeted in **16 regions of the country**.

Police successes in disrupting crime groups will be welcome news to companies storing or transporting high value, theft targeted (HVTT) goods in Spain, which has seen a significant jump in recorded cargo crimes since 2020. The 539 incidents reported to the TAPA EMEA Intelligence System (TIS) in 2021 represented a 202.8% year-over-year increase. This figure has since climbed further to 704 incidents in the 18 months to 30 June 2022.

Reflecting a trend seen in other countries in the region, only a small percentage of cargo losses reported to the Association included a value. The



74 or 10.5% of crimes which did provide financial data produced a total loss of **€4,478,624** or an average for each crime of **€60,521**.

This total included 11 major crimes within individual losses of **€349,503**, including the top 5 by value of:

- **€1,000,000** – the theft of a trailer loaded with unspecified products in Zaragoza
- **€592,528** – a truck hijacking in an unreported location and the loss of a shipment of phones
- **€550,000** – the theft of a consignment of car engines from a truck in an Unclassified Parking Location in the Basque Country
- **€500,000** – a large shipment of antigen tests stolen from an Origin Facility in Badalona



- **€300,000** – the losses of tools, televisions, and bicycles in Madrid

Substantial losses like these prompted a proactive and successful response by police forces in Spain, including:

- the National Police arrested seven members of a suspected cargo theft gang operating around the Madrid area. They were finally caught as they attempted to steal the aforementioned shipment of car engines, worth **€550,000**. Police had set up a surveillance operation and were tracking the truck. The gang members were arrested as they negotiated the sale of the stolen engines with their contacts
- 18 suspects from another organised cargo theft gang were detained by law enforcement officers following a theft of tools from a facility on an industrial estate in Mercia

- the Civil Guard arrested seven members of a cargo theft gang operating in Toledo, Spain. The group mainly stole electrical appliances. 146 appliances valued at **€65,000** were recovered during the police investigation
- In Campotejar, 4 offenders were arrested following a theft of electrical appliances from a truck parked at a rest area. Thieves broke into the trailer whilst the driver was asleep in his cab. The stolen cargo was recovered from the offenders' vehicle
- Three more people were arrested following the theft of 11,904 coffee capsules from a truck parked in Franqueses del Valles
- Police arrested seven members of a gang believed to be responsible for at least 35 cargo thefts in Alicante and other provinces. Police also recovered eight stolen vehicles, computer equipment, jewellery, watches, designer clothes, construction equipment, tools, and electric scooters
- 11 people were arrested on suspicion of the theft of 5,500kgs of fruit in Coria del Rio
- 4 members of a gang specialising in thefts of food & drink cargoes from trucks during the night were taken into custody in Barcelona
- Six suspects were arrested in Madrid in connection to the thefts of two trucks loaded with household appliances. The vehicles and most of the cargo were recovered by the police
- 7 people were detained in relation to the thefts of tobacco products valued at **€60,000**



In this reporting period, 318 or 45.1% of all cargo thefts recorded in Spain by TAPA EMEA involved criminal attacks in Catalonia. The next five regions by numbers of incidents were:

- Madrid** – 111 incidents in the 18 months to 30 June 2022 versus 26 in 2020
- Andalucia** – 78 incidents in 18 months compared to 22 in 2020
- Castile and León** – 47 cargo crimes in 18 months versus 12 in 2020
- Aragon** – 28 in this analysis period compared to 7 in 2020
- Valencia** – 28 in 18 months versus 14 in 2020

Theft from Vehicle (329 incidents), Theft from Trailer (232) and Theft of Vehicle (33) accounted for 84.3% of the types of incidents involved in cargo losses across the country. Only 24 Theft from Facility crimes were recorded in these 18 months. 99 or 14.1% of all thefts recorded the location type as Unclassified Parking. The M.O. of Violence or Threat with Violence was seen in only 15 or 2.1% of the crimes added to the TIS database.

While TAPA EMEA identified cargo thefts involving goods from 15 TIS product

categories, in over 90% of these crimes, the exact targets were not confirmed. Food & Drink (17 incidents) and Fuel Thefts (11) were the only known product categories to register double-digit losses. Fuel thefts were notified to the Association in Burgos, Leon, Linares, Madrid, Monteagudo, Pontevedra, and Salamanca.

Incident reports to the TIS system over this 18-month period included:

- A driver transporting a consignment of chocolate never arrived at the delivery location. The onboard GPS tracking revealed that the lorry spent two hours at an Alicante industrial estate. It was later discovered that the driver had been paid to divert the shipment to a pallet warehouse. The lorry, worth **€70,000**, was found abandoned 50kms away. The driver was later arrested and all of the cargo was recovered from the warehouse
 - In Sarinena, a truck crashed due to adverse weather conditions and came to rest on the side of a highway. Local residents seized the opportunity to force open the trailer and steal items of cargo but witnesses alerted the police, who made six arrests
 - In a similar incident, a truck was stuck in snow in Madrid. While the driver temporarily left the vehicle to find help, a number of people forced open the truck tailgate to stole goods from the load
 - A man trying to access an industrial warehouse in Gijon, by climbing on the roof, fell and suffered severe injuries
- The TIS database also recorded two incidents of truck thefts after drivers left the keys in their vehicle ignitions while leaving their cabs to make deliveries.

MAJOR CARGO CRIMES - SPAIN

18 months (Jan 2021-June 2022)

Note: In addition to other crimes published earlier in this report.

LOSS VALUE	INCIDENT TYPE	DATE	LOCATION TYPE	AREA	PRODUCTS TARGETED
€ 592,528	Hijacking	05.03.2021	En Route	Unknown	Phones
€ 550,000	Theft	11.11.2021	Unclassified Parking	Basque Country	Car engines
€ 500,000	Theft from Facility	29.12.2021	Origin Facility	Badalona	Antigen tests
€ 300,000	Theft	24.11.2021	Unknown	Madrid	Tools, TVs and bicycles
€ 250,000	Theft from Vehicle	19.02.2021	En Route	Alicante	Chocolate
€ 150,000	Theft of Vehicle	27.03.2021	Unclassified Parking	Coslada	Unspecified
€ 150,000	Theft from Trailer	15.03.2022	Unclassified Parking	Girona	Electronic goods
€ 130,000	Theft from Vehicle	14.06.2021	Unknown	Martorelles	Computer equipment
€ 122,000	Theft from Vehicle	08.03.2022	En Route	Martorelles	En Route
€ 100,000	Theft of Vehicle	26.04.2022	Unknown	Madrid	Unknown

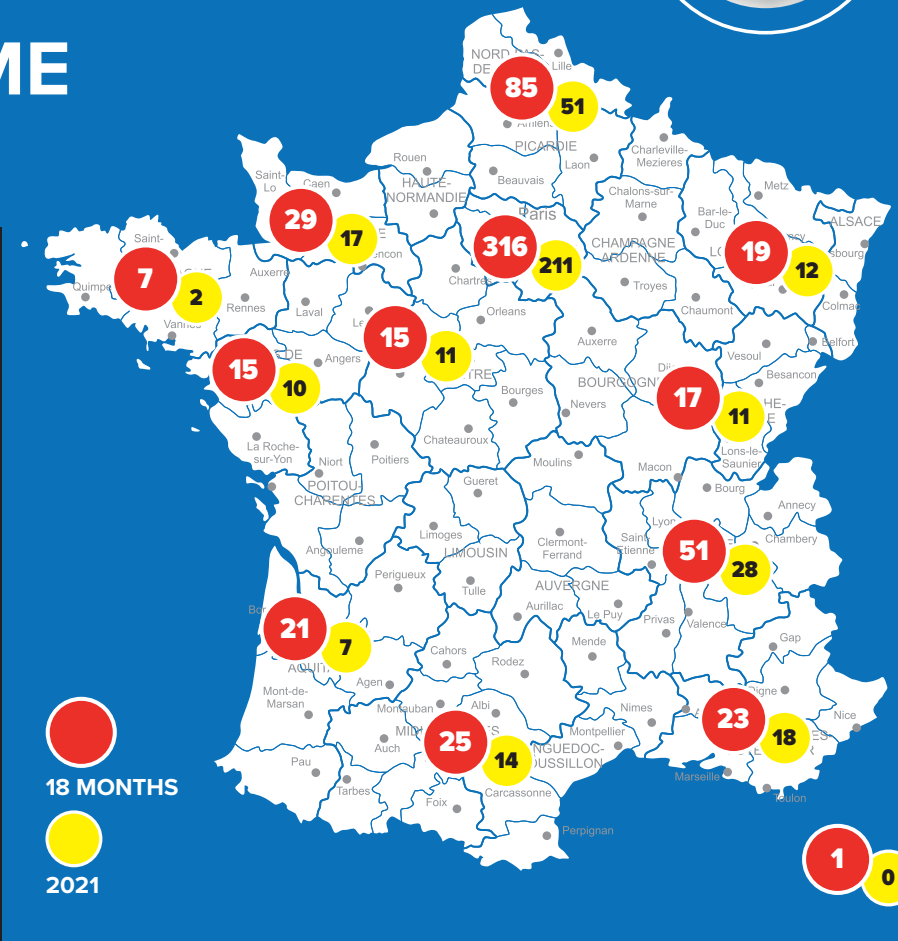
FRANCE



CARGO CRIME MONITOR

NO. OF INCIDENTS

	18 MONTHS	2021	2020
Île-de-France	316	211	20
Hauts-de-France	85	51	35
Auvergne-Rhône-Alpes	51	28	15
Normandie	29	17	3
Occitanie	25	14	10
Provence Alpes Côte d'Azur	23	18	7
Nouvelle-Aquitaine	21	7	8
Grand Est	19	12	10
Bourgogne-Franche-Comté	17	11	4
Centre-Val de Loire	15	11	0
Pays de la Loire	15	10	6
Brittany	7	2	3
Corsica	1	0	0
Unknown	26	14	6
TOTALS:	650	406	127



BIGGEST LOSS

€1,500,000

Theft of miscellaneous goods from a truck in France on 20 April 2022

€383,417

Average loss for the 12 major cargo crimes reported to TAPA EMEA's TIS

MODUS OPERANDI (18 MONTHS)

TOP 6	INCIDENTS	% OF TOTAL
▶ Unknown	314	48.3%
▶ Intrusion	243	37.3%
▶ Violent & Threat with Violence	80	12.3%
▶ Internal	7	1.1%
▶ Forced Stop	2	0.3%
▶ Deceptive Pick Up	2	0.3%
TOTAL:	648	99.6%
OTHER M.O.	INCIDENTS	% OF TOTAL
▶ Deceptive Stop	1	0.2%
▶ Deception Other	1	0.2%
TOTAL:	2	0.4%



Total number of incidents reported to TAPA's TIS in 18 months

650



PRODUCT CATEGORY

PRODUCT LOSSES (18 MONTHS)

TOP 5	INCIDENTS	% OF TOTAL
Miscellaneous	534	82.1%
Fuel Theft	31	4.8%
Unspecified	29	4.5%
Tobacco	14	2.1%
No Load (Theft of truck and/or trailer)	9	1.4%
TOTAL:	617	94.9%
OTHER PRODUCTS	INCIDENTS	% OF TOTAL
Furniture/Household Appliances	6	0.9%
Food & Drink	5	0.8%
Clothing & Footwear	4	0.6%
Car Parts	3	0.4%
Jewellery/Precious Metals	3	0.4%
Sports Equipment	2	0.3%
Metal	2	0.3%
Cosmetics & Hygiene	2	0.3%
Tools/Building Materials	2	0.3%
Computers/Laptops	1	0.2%
Cash	1	0.2%
Pharmaceuticals	1	0.2%
Phones	1	0.2%
TOTAL:	33	5.1%



16

Number of TAPA TIS product categories recording losses in 18 months



5

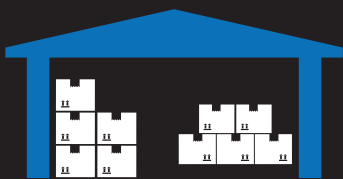
Crimes in France with a loss value of **€50,000-€100,000** produced a combined loss of **€314,706**



INCIDENT CATEGORY

INCIDENT CATEGORY (18 MONTHS)

TOP 5	INCIDENTS	% OF TOTAL
Theft from Vehicle	277	42.6%
Theft from Trailer	132	20.3%
Theft of Vehicle	59	9.1%
Theft	52	8%
Robbery	46	7.1%
TOTAL:	566	87.1%
OTHER INCIDENTS	INCIDENTS	% OF TOTAL
Clandestine	44	6.7%
Theft from Facility	27	4.1%
Truck Theft	4	0.6%
Hijacking	3	0.4%
Theft from Container	2	0.3%
Theft of Trailer	1	0.2%
Fraud	1	0.2%
Theft From Train	1	0.2%
Unknown	1	0.2%
TOTAL:	84	12.9%



LOCATION TYPE (18 MONTHS)

TOP 5	INCIDENTS	% OF TOTAL
▶ Unknown	245	37.7%
▶ Destination Facility	195	30%
▶ Unclassified Parking Location	107	16.5%
▶ Origin Facility	41	6.3%
▶ En Route	36	5.5%
TOTAL:	624	96%
OTHER LOCATIONS:	INCIDENTS	% OF TOTAL
▶ Services 3rd Party Facility	11	1.7%
▶ Secured Parking Location	6	0.9%
▶ Maritime Transportation Facility	5	0.8%
▶ Railway Operation Facility	3	0.4%
▶ Authorised 3rd Party Facility	1	0.2%
TOTAL:	26	4%

13

Number of regions reporting cargo theft incidents



16.5%

Or **107** recorded incidents involved trucks in Unclassified Parking Locations

Total value for the **61** or **9.4%** of cargo thefts reporting a value

€5,289,571



WIDESPREAD ATTACKS ON SUPPLY CHAINS ACROSS FRANCE RESULT IN LOSSES OF MORE THAN €5.2 MILLION AND THE FATAL STABBING OF A TRUCK DRIVER

Reports of cargo crimes in France continued to escalate at an ever-faster rate in the 18 months reviewed in this analysis, with 650 thefts or attempted thefts from supply chains across 13 regions of the country.

This incident rate is based solely on cargo loss reports to the TAPA EMEA Intelligence System (TIS), which saw the 127 incidents added to its database in 2020 rise by 219.6% to 406 in 2021 and then adding 244 new crimes in the first six months of 2022. Even so, it remains clear that only a relatively low percentage of all cargo crimes in France are being reported to the Association's intelligence bank.

Police data shared in TAPA EMEA's regional market webinar on cargo security in France showed law enforcement agencies had gathered information on 1,817 freight thefts in 2021, up 18% year-over-year. This TIS report, however, focuses only on crimes directly reported to the Association in the 18 months to 30 June 2022.

In the corresponding 546 days of this period, only 61 or 9.4% of crime reports to the TIS database provided any loss value information, but this still produced a seven-figure overall loss of **€5,289,571** or an average of **€86,714** for each of these crimes.

Of the crimes with a value, 12 were recorded as major thefts involving losses of **€100,000** or more, and they produced an average loss of **€383,417**. As well as two seven-figure losses of

miscellaneous goods – for which few details were reported – TAPA EMEA was notified of five major losses of cigarettes and tobacco products, a highly popular target of cargo thieves in France. These five thefts alone accounted for a loss of **€1,276,000**.

The growing trend involving fuel thefts in Europe included 31 such crimes reported to the Association in France, mostly during the first six months of 2022, and featuring one very high value loss of diesel worth **€150,000** which was stolen from a truck on 14 March in Dourges in the commune of Pas-de-Calais in Hauts-de-France. Police also opened fire on offenders as they were trying to siphon off fuel from trucks at a toll booth parking lot in Isques, according to one report.

Other products lost in major incidents in the past 18 months included consumer electronics, jewellery/precious metals, and silver powder. In total, the 650 cargo crimes identified in this period involved thefts of goods in 16 TIS product categories, although, as is increasingly the case in many countries, most incidents (82.1% in France) only stated the products stolen to be miscellaneous.

By region, most cargo losses over this latest 18 months were recorded as taking place in Il-de-France, 316 crimes or 48.6% of all incidents. Year-over-year, comparing freight theft reports to TAPA EMEA in France in 2021 versus 2020, attacks on supply chains in Il-de-France soared to 211 in 2021 from just 20 the year before. Law Enforcement Agencies in France previously stated that 20% of incidents they investigated took place in this region.

Hauts-de-France and Auvergne-Rhône-Alpes made up the top three regions for most criminal attacks in 18 months, accounting for 85 and 51 incidents respectively in this reporting period.

The top 3 types of incidents highlighted the risks to trucks operating across the country:

- **Theft from Vehicle** - 277 incidents, 42.6% of the 18-month total
- **Theft from Trailer** – 132 or 20.3%
- **Theft of Vehicle** – 59 or 9.1%

Attacks on vehicles at Destination Facility sites accounted 195 or 30% of cargo losses, while the severe lack of secure parking sites for drivers when they need to take mandatory rest breaks will most certainly have been a key factor in the 107 (16.5%) incidents which involved trucks in Unclassified Parking Locations.

While Theft from Facility crimes – 27 in total - represented only 4.1% of incidents, these types of crimes often tend to be of a more organised nature and, often, involve six-figure losses, as was the case in three incidents in 2022 to date:

- **€200,000** – theft of consumer electronics from an Origin Facility in Satolas-et-Bonice
- **€100,000** – the loss of silver power taken in a robbery of an Origin Facility in Moirans
- **€100,000** – consumer goods stolen from an Origin Facility in Saint-Quentin-Fallavier

Another crime report stated that 10 criminals entered a warehouse in Saint-Quentin-Fallavier on 1 February 2022 and stole a shipment of phones.

The rate of violence was also high during this analysis period. 80 or 12.3% of cargo crimes reported to the TIS database stated the M.O. as Violent or Threat with Violence. Tragically, this included a truck driver being stabbed in the chest after offenders began stealing goods from his

vehicle, which was parked in Le Translay. The driver died of his wounds at the scene.

In a number of cases, drivers were threatened and told to hand over their personal belongings by small-time offenders usually targeting phones and wallets as opposed to entire truckloads of goods.

The issue of migrant intrusion in France has been a prime feature of incidents reported to TAPA EMEA in recent years and this 18-month period was no different. Sadly, in Valenciennes, Hauts-de-France, one migrant died, and three others were injured, as they tried to board a freight train. Another migrant was injured when he fell from the truck he was attempting to board in Marck. Other cases involving migrants targeting trucks to stow away on were recorded in Arlay, Brebieres, Calais, Carros, Cherbourg, Coquelles, Dieppe, Dunkerque, Grande-Synthe, La Garde, Le Havre, Murat, Offekerque, Quincampoix, Raillencourt-Sainte-Olle, Saint-Ambreuil, Saint-Georges-de-Reneins, Villechétif, and Villers-Écalles. In one incident, police arrested a man who was attempting to smuggle migrants out of France to the UK hidden inside a shipment of sofas.

TAPA EMEA also received information on migrants stealing cargo from trucks in Calais and Marck.

Given its sheer size and numerous borders, France is a prime target for crime groups from various countries as well as from within its own borders. So, like its European neighbours, it sees almost every type of cargo crime as well as recording significant police successes in disrupting the individuals and groups behind attacks.

This round-up of incidents added to the TIS database over the period covered by this report reflects the nature of risks and arrests TAPA EMEA sees taking place across the country:

- Police arrested 13 members of a cargo crime gang suspected of operating in Saint Aybert for several months and responsible for thefts of goods valued at more than **€1 million**. During searches, investigators found numerous pallets of food, household electronics, cosmetics, shoes, bicycles and electric scooters.
- In Vienne, a truck driver and their assistant, waiting in a truck to deliver a shipment of cigarettes, were approached by four men and instructed to move the vehicle to a quieter location and park next to a waiting van. The driver and assistant were then forced to transfer the cigarettes into the van and the offenders then torched the delivery truck before escaping the scene.
- Three armed and hooded offenders robbed an armoured vehicle transporting jewellery and gold in Lyon, causing a loss recorded to be worth **€275,000**. They fled the scene of the crime in a car, which was found burnt



out shortly after the incident. Despite mobilising a police helicopter as well as local patrols to find the offenders, no arrests have been reported to TAPA EMEA for this crime.

- Thieves stole 1,200 aluminium beer kegs from a brewery Origin Facility in Saint-Sylvestre-Cappel.
- In Saran in Centre-Val de Loire, five temporary warehouse workers were arrested by police for stealing goods from the distribution centre. Site security staff suspected thefts were taking place and set up a surveillance operation, which captured evidence of the workers' activities. The thefts may have been taking place for several months, so the actual value of goods may be greater than the **€32,000** initially estimated, the TIS incident report stated.
- In a similar crime, also in Centre-Val de Loire, an employee trying to steal electronic games from a warehouse facility was stopped as they walked through a metal detector to leave the site. When the police searched the suspect's home, they found **€18,000** of stolen goods, including video games, consoles, gamepads, jewellery, watches, telephones and cameras.
- In Pas-De-Calais, a man was arrested after stealing a postal van during a Last Mile delivery. The suspect seized the opportunity to jump in the van whilst the driver was out making a doorstep delivery, but was later located by law enforcement officers after a tip-off from the man's father-in-law.
- Two people were arrested whilst trying to recover a load of cocaine hidden in a truck's cargo near the port of Le Havre.

MAJOR CARGO CRIMES - FRANCE

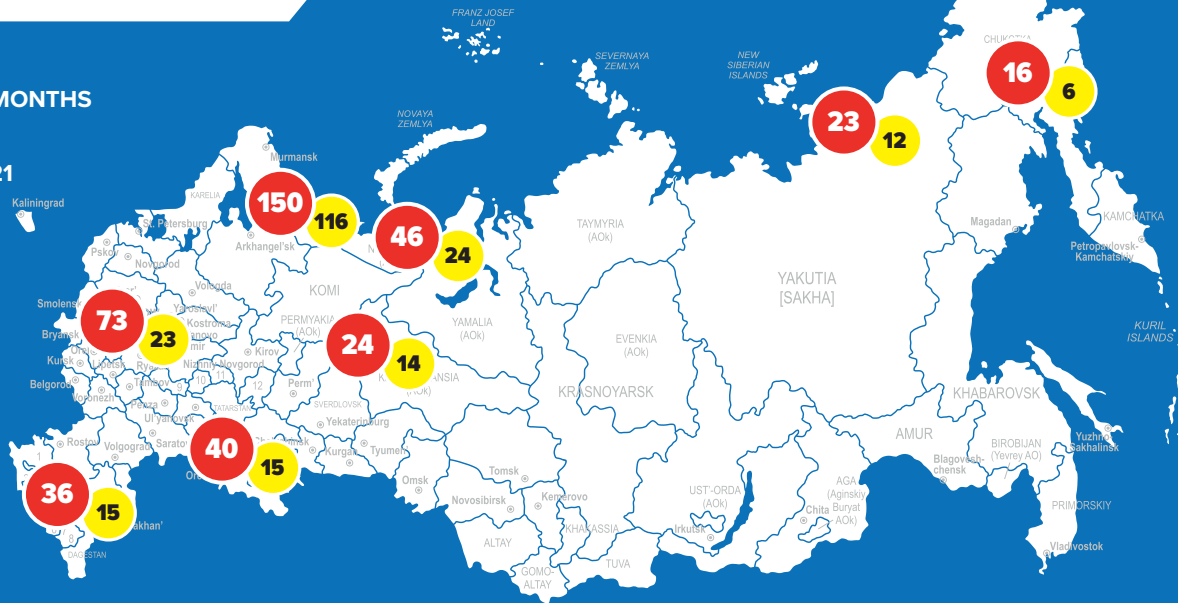
18 months (Jan 2021-June 2022)

Note: In addition to other crimes published earlier in this report.

LOSS VALUE	INCIDENT TYPE	DATE	LOCATION TYPE	AREA	PRODUCTS TARGETED
€ 400,000	Robbery	30.03.2021	Destination Facility	Vienne	Cigarettes
€ 275,000	Robbery	26.03.2021	Unknown	Lyon	Jewellery and gold
€ 250,000	Robbery	13.01.2021	En Route	Bucheres	Cigarettes
€ 250,000	Robbery	10.01.2021	Unknown	Bucheres	Tobacco
€ 226,000	Theft from Trailer	26.02.2022	Origin Facility	Nantes	Cigarettes
€ 200,000	Theft from Facility	29.05.2022	Origin Facility	Satolas-et-Bonce	Consumer electronics
€ 150,000	Theft from Vehicle	14.03.2022	Unknown	Dourges	Fuel
€ 150,000	Robbery	15.12.2021	Unknown	Vienne	Cigarettes
€ 100,000	Theft from Facility	26.06.2022	Origin Facility	Moirans	Silver powder
€ 100,000	Theft from Facility	29.05.2022	Origin Facility	Saint-Quentin-Fallavier	Consumer goods

RUSSIA

CARGO CRIME MONITOR



NO. OF INCIDENTS			
	18 MONTHS	2021	2020
Western	150	116	11
Central	73	23	163
North West	46	24	32
Volga	40	15	40
South	36	15	23

NO. OF INCIDENTS			
	18 MONTHS	2021	2020
Ural	24	17	17
Siberia	23	12	13
Far East	16	6	4
Unknown	44	33	1
TOTALS:	452	261	304*



*Note: The total incident number for 2020 was 307. This also included 3 incidents in the Black Sea area.

BIGGEST LOSS

€1,000,000

Theft of miscellaneous goods from Severskaya on 24 January 2022

€271,152

Average loss for the 12 major cargo crimes reported to TAPA EMEA's TIS

MODUS OPERANDI (18 MONTHS)


TOP 7	INCIDENTS	% OF TOTAL
▶ Unknown	300	66.4%
▶ Internal	63	14%
▶ Deception Other	58	12.8%
▶ Intrusion	20	4.4%
▶ Deceptive Pick Up	8	1.8%
▶ Violent & Threat with Violence	2	0.4%
▶ Theft from Moving Vehicle	1	0.2%
TOTAL:	452	100%



Total number of incidents reported to TAPA's TIS in 18 months

452





16

Number of TAPA TIS product categories recording losses in 18 months



PRODUCT LOSSES (18 MONTHS)

TOP 5	INCIDENTS	% OF TOTAL
Miscellaneous	188	41.6%
Food & Drink	67	14.8%
Metal	53	11.7%
Furniture/Household Appliances	40	8.8%
Tools/Building Materials	32	7.1%
TOTAL:	380	84%

OTHER PRODUCTS	INCIDENTS	% OF TOTAL
Unspecified	24	5.3%
Cosmetics & Hygiene	10	2.3%
Clothing & Footwear	9	2.1%
Tyres	9	2.1%
Car Parts	5	1.1%
Pharmaceuticals	4	0.9%
Tobacco	4	0.9%
Agricultural Materials	2	0.4%
No Load (Theft of truck and/or trailer)	1	0.2%
Fuel Theft	1	0.2%
Cash	1	0.2%
Toys/Games	1	0.2%
Sports Equipment	1	0.2%
TOTAL:	72	16%



24

Crimes in Russia with a loss value of **€50,000-€100,000** produced a combined loss of **€1,741,809**

INCIDENT CATEGORY (18 MONTHS)

TOP 5	INCIDENTS	% OF TOTAL
Fraud	246	54.4%
Theft	78	17.3%
Theft from Facility	57	12.6%
Theft from Vehicle	27	6.1%
Theft from Trailer	15	3.4%
TOTAL:	423	93.8%

OTHER INCIDENTS	INCIDENTS	% OF TOTAL
Theft of Vehicle	12	2.6%
Theft From Train	7	1.5%
Unknown	6	1.3%
Robbery	2	0.4%
Theft of Container	1	0.2%
Theft of Trailer	1	0.2%
TOTAL:	29	6.2%



LOCATION TYPE (18 MONTHS)

TOP 7	INCIDENTS	% OF TOTAL
Unknown	311	68.8%
Services 3rd Party Facility	59	13.1%
Unclassified Parking Location	26	5.7%
Destination Facility	24	5.3%
En Route	13	2.8%
Railway Operation Facility	10	2.2%
Origin Facility	9	2.1%
TOTAL:	452	100%

8

Number of regions reporting cargo theft incidents



5.7%

Or **26** recorded incidents involved trucks in Unclassified Parking Locations

€30,179

Average loss value for incidents sharing financial data in 18 months

Total value for the **293** or **64.8%** of cargo thefts reporting a value

€9,016,379



452 CARGO THEFT INCIDENTS IN 18 MONTHS AND LOSSES OF €9 MILLION, BUT HOW MANY CRIMES COULD EASILY HAVE BEEN PREVENTED?

On the face of it, many cargo thefts reported in Russia might easily have been prevented by companies and their employees carrying out more thorough checks before allowing products to be collected from warehouse premises and storage facilities by the many bogus operators targeting supply chains.

Cases involving fraud and deception remained rife in Russia in the 18 months covered by this report. Of the 452 new cargo crimes recorded in the TIS intelligence database within this timescale, 246 or 54.4% specified Fraud as the type of incident.

The 12 cargo thefts reported with loss values of €100K or more saw an average loss per crime of €271,152. They included 8 cases of fraud, most usually involving truck drivers with fake IDs and documentation who disappeared after picking up a load of cargo:

- **€377,796** – a shipment of pharmaceuticals stolen in Kurgan Oblast



- **€233,949** – clothing and footwear products collected in Moscow
- **€233,420** – clothing & footwear stolen from a facility in Moscow
- **€206,599** – another theft of clothing & footwear products in Russia's capital
- **€143,405** – a loss of non-ferrous metal in Samara
- **€120,134** – the theft of furniture/ household appliances in Davydovskoe
- **€115,060** - tools and building materials stolen in Krasnogorsk
- **€108,517** – a loss of furniture/ household appliances in Chekhov



TAPA EMEA has been warning companies for several years now of the risks posed by fraudulent transport companies and drivers using fake documentation in Russia. Many of these crimes, the Association believes, could have been prevented by simple due diligence checks on drivers when they arrive to pick-up goods. While the Association's members are well aware of the threats to their supply chains in Russia, it's clear that for the industry-at-

large, the risk of falling victim to a cargo crime in Russia increases year-on-year right across the country.

Eight regions of the country reported cargo crimes in the 1 January 2021-30 June 2022 period. The Western region accounted for 150 freight thefts, substantially higher than the 11 crimes recorded there by TAPA EMEA in 2020. In contrast, the 73 losses in 18 months from supply chains in the Central region compared to 163 in 2020. The 46 incidents reported to the Association in the North West region during the months of this analysis were slightly above the 32 seen in 2020, while the Volga region was unchanged with 40 cargo thefts.

Possibly reflecting harsher penalties for offenders in Russia, the cargo thefts recorded by TAPA EMEA showed only two incidents in which thieves used, or threatened to use, violence. Crimes with the M.O. of Internal – perhaps better described as the 'inside job' – represented 14% or 63 of the 452 total.

Overall, the 293 or 64.8% of crimes sharing financial loss data produced a value of **€9,016,379**.

Russia saw a relatively high number of Theft from Facility crimes – 57 in total – but trucks remained the prime target for cargo thieves. With such a large land mass and long journey times between

some major cities, Russia offers a rich 'hunting ground' for offenders, with drivers, their vehicles and cargoes all highly vulnerable to attacks.

Reflecting a similar trend to western Europe, Russia saw thefts of a wide range of product types, 16 in total in 18 months. 188 or 41.6% of product losses did not specify the type or types of products stolen, instead choosing the TIS product category for miscellaneous goods. The rest of the top 5 most targeted products included:

- **Food & Drink products** – 67 losses or 14.8% of the 18-month total
- **Metal** – 53 cargo thefts or 11.7%
- **Furniture/Household Appliances** – 40 or 8.8%
- **Tools/Building Materials** - 32 or 7.1%

Six types of known locations for cargo losses were recorded, with a top 3 of:

- **Services 3rd Party Facility** – 59 crimes, 13.1% of all reported thefts in these 18 months
- **Unclassified Parking Location** – 26 or 5.7%
- **Destination Facility** – 24 or 5.3%

The financial loss total included 24 crimes involving goods worth between €50K-€100K, such as:

- **€95,688** – tools/building materials stolen in St. Petersburg
- **€91,629**, 20 tonnes of clothing from a Services 3rd Party Facility in Moscow



- **€89,628** – 20 tonnes of tobacco from a Services 3rd Party Facility in St. Petersburg
- **€87,701** – a shipment of fish stolen after a fraudulent pick-up in Almatinskaya Oblast
- **€77,830** – 20 tonnes of metal taken from a Services 3rd Party Facility in Voronezh Oblast
- **€76,905** – cable stolen from a supply chain in Moscow
- **€67,821** – loss of a shipment of furniture/household appliances after a driver disappeared in Sverdlovsk Oblast, Ural region
- **€60,152** – a shipment of tyres, which disappeared in Moscow
- **€54,271** – a consignment of shoes stolen from a Services 3rd Party Facility in Moscow
- **€52,800** – a delivery of cosmetics taken from a Services 3rd Party Facility in Moscow
- **€47,783** – a load of confectionary stolen in Vladimir Oblast
- **€46,408** – a shipment of alcohol disappeared in Moscow
- **€40,921** – the loss of a shipment of furniture in Moscow
- **€35,146** – another theft of furniture, this time in St Petersburg
- **€31,651** – a shipment of plumbing tools was lost after it had been collected by a driver in Chulkovo



Crimes reported to the TIS database over these 18 months including these incidents:

- A fraudster in Kaluga registered himself under an assumed name on a website to arrange the delivery of cast iron plates. After getting the order, he changed the intended route and asked for the delivery to be sent to a different location. The offender was arrested before he could sell the plates
- In Berezhki, a person posing as a truck driver presented falsified documents during the loading of a shipment of hardware. After loading, the driver disappeared with goods valued at **€14,000**
- Police officers arrested five suspects responsible for several thefts from moving trucks in Nizhny Novgorod. The group were suspected of being involved in six incidents overall, stealing household appliances, meat products, and building materials
- 19.5 tons of frozen fish was stolen following a pick-up at a warehouse in Saint Petersburg
- 288 TV sets were stolen after thieves cut the tarpaulin side of a truck parked in an unknown location in Koryakovo
- Police officers detained a group of teenagers attempting to dismantle sections of railway track in Biryusinsk, which they intended to sell for scrap

If you have been a victim of a cargo theft incident in Russia, you can report it anonymously to tisteam@tapaemea.org

MAJOR CARGO CRIMES - RUSSIA

18 months (Jan 2021-June 2022)

Note: In addition to other crimes published earlier in this report.


LOSS VALUE	INCIDENT TYPE	DATE	LOCATION TYPE	AREA	PRODUCTS TARGETED
€ 490,100	Theft of Vehicle	21.04.2022	Unknown	Unknown	Miscellaneous
€ 377,796	Fraud	04.03.2021	Unknown	Mound	Pharmaceuticals
€ 233,949	Fraud	23.09.2021	Unknown	Moscow	Clothing & footwear
€ 233,420	Fraud	26.09.2021	Unknown	Moscow	Clothing & footwear
€ 206,599	Fraud	29.01.2021	Unknown	Moscow	Clothing & footwear
€ 143,405	Fraud	26.11.2021	Unknown	Samara	Non-Ferrous metal
€ 120,134	Fraud	06.12.2021	Unknown	Davydovskoe	Furniture/household appliances
€ 115,060	Fraud	09.09.2021	Unknown	Krasnogorsk	Tools/building materials
€ 112,420	Theft from Vehicle	02.04.2021	Unclassified Parking	Unknown	Household appliances
€ 112,420	Theft	02.04.2021	Unknown	Unknown	Household appliances
€ 108,517	Fraud	28.12.2021	Unknown	Chekhov	Furniture/household appliances

ITALY

Number of major incidents with a loss value over €100,000

17

CARGO CRIME MONITOR



NO. OF INCIDENTS			
	18 MONTHS	2021	2020
Lombardy	82	53	41
Lazio	41	26	2
Emilia-Romagna	30	13	9
Calabria	26	13	0
Piedmont	21	12	12
Puglia	21	18	20
Campania	15	12	6
Veneto	15	13	11
Tuscany	10	1	1
Liguria	8	3	6
Marche	4	3	0
Abruzzo	2	2	3
Umbria	1	0	0
Unkown	18	9	3
TOTALS:	294	178	114*

Average loss value for incidents sharing financial data in 18 months

€103,750

BIGGEST LOSS

€3,000,000

Armed robbery of cash from an Origin Facility in San Giovanni Teatino in March 2022

€465,721

Average loss for the 17 major cargo crimes reported to TAPA EMEA's TIS


MODUS OPERANDI (18 MONTHS)

TOP 5	INCIDENTS	% OF TOTAL
▶ Unknown	122	41.5%
▶ Intrusion	106	36.1%
▶ Violent & Threat with Violence	42	14.3%
▶ Internal	10	3.4%
▶ Forced Stop	5	1.7%
TOTAL:	285	97%
OTHER M.O.	INCIDENTS	% OF TOTAL
▶ Deception Other	3	1%
▶ Theft from Moving Vehicle	3	1%
▶ Deceptive Pick Up	3	1%
TOTAL:	9	3%



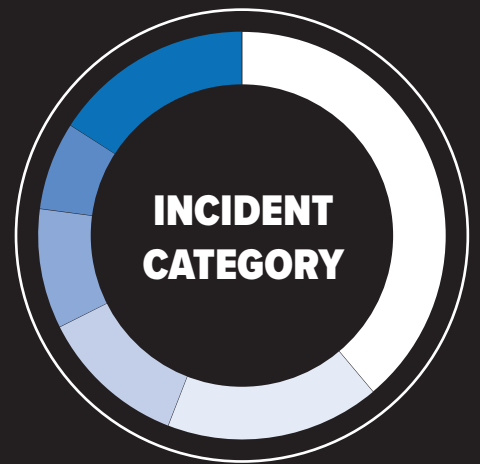
Total number of incidents reported to TAPA's TIS in 18 months

294



16

Number of TAPA TIS product categories recording losses in 18 months



PRODUCT LOSSES (18 MONTHS)

TOP 5	INCIDENTS	% OF TOTAL
Miscellaneous	177	60.2%
Unspecified	25	8.5%
Furniture/Household Appliances	13	4.4%
Clothing & Footwear	12	4.1%
Tobacco	10	3.4%
TOTAL:	237	80.6%

OTHER PRODUCTS	INCIDENTS	% OF TOTAL
Cash	9	3.1%
Metal	9	3.1%
Tools/Building Materials	7	2.3%
Food & Drink	6	2.1%
Fuel Theft	6	2.1%
Phones	5	1.7%
No Load (Theft of truck and/or trailer)	4	1.4%
Tyres	3	1%
Cosmetics & Hygiene	3	1%
Bicycles	2	0.7%
Computers/Laptops	1	0.3%
Car Parts	1	0.3%
Pharmaceuticals	1	0.3%
TOTAL:	57	19.4%



9

Crimes in Italy with a loss value of **€50,000-€100,000** produced a combined loss of **€509,206**

INCIDENT CATEGORY (18 MONTHS)

TOP 5	INCIDENTS	% OF TOTAL
Theft from Vehicle	75	25.6%
Theft from Trailer	60	20.4%
Theft from Facility	43	14.6%
Theft	36	12.2%
Robbery	34	11.6%
TOTAL:	248	84.4%

OTHER INCIDENTS	INCIDENTS	% OF TOTAL
Theft of Vehicle	21	7.1%
Clandestine	7	2.3%
Hijacking	6	2.1%
Theft of Trailer	6	2.1%
Theft from Container	2	0.7%
Truck Theft	2	0.7%
Theft from Train	1	0.3%
Unknown	1	0.3%
TOTAL:	46	15.6%



13

Number of regions reporting cargo theft incidents



14.7%

Or **43** recorded incidents involved trucks in Unclassified Parking Locations

LOCATION TYPE (18 MONTHS)

TOP 5	INCIDENTS	% OF TOTAL
Unknown	128	43.5%
Unclassified Parking Location	43	14.7%
Destination Facility	40	13.6%
Origin Facility	39	13.3%
En Route	28	9.5%
TOTAL:	278	94.6%

OTHER LOCATIONS:	INCIDENTS	% OF TOTAL
Services 3rd Party Facility	7	2.4%
Railway Operation Facility	4	1.4%
Secured Parking Location	2	0.7%
Road Transportation Facility	1	0.3%
Maritime Transportation Facility	1	0.3%
Authorised 3rd Party Facility	1	0.3%
TOTAL:	16	5.4%

Total value for the **88** or **29.9%** of cargo thefts reporting a value

€9,130,000



MORE EVIDENCE OF ORGANISED CRIME GROUPS TARGETING SUPPLY CHAINS IN ITALY, WITH LOSSES EXCEEDING €9 MILLION AND MAJOR THEFTS AVERAGING €465,721

Organised Crime Groups (OCGs) remained extremely active in Italy in the 18 months reviewed by this report, with more of the classic types of attacks seen in recent years targeting high value loads such as cigarettes and phones, and cash-in-transit vehicles.

Across many parts of Europe, the clear and obvious signs of OCG operations have been less evident in the period covered by this report. Clearly, organised crime still represents a major threat to supply chains across the continent but the M.O. hallmarks of their activities have not been so clearly highlighted in incident reports for countries such as Germany, the United Kingdom and others.

This is not the case in Italy, where the well-used and, in many respects, proven OCG attack strategies could be seen clearly in attacks such as the 17 major cargo crimes involving losses of **€100K**



or more, which produced an average loss of **€465,721**.

While the level of cargo crime reporting in Italy most likely only represents a low proportion of all thefts from supply chains across the country, even the incident data which is available clearly shows a continued growth in attacks. Between 2020 and 2021, freight theft incidents recorded by the TAPA EMEA Intelligence Service (TIS) rose 56.1% year-over-year to 178 crimes, while the figure for 18-months rose to 294.

Italy also regularly sees many of the highest single losses for cargo thefts, a fact which, again, emphasises the intelligence gathering of OCGs prior to their targeting of a truck or facility. In the 18 months ended 30 June 2022,



only 88 or 29.9% of incidents shared any financial loss data to TAPA EMEA but they still accounted for total and average losses of **€9,130,000** and **€103,750** respectively.

In addition to the two seven-figure cargo losses in San Giovanni Teatino and Turin, referenced in the highest value major crimes highlighted earlier in this report, the 15 other major losses recorded in Italy can be seen at the end of this country focus. These would seem to indicate that for crimes in which OCG involvement is suspected, the goods targeted are often luxury items, such as clothing, footwear and, in one case, a shipment of gloves worth **€300,000**. Technology products including phones, computers and laptops, are a regular



In Novara in the Piedmont region, armed suspects also targeted a luxury goods facility. To lessen the chances of being caught, the gang blocked road access to the town using two vehicles, whilst they smashed a hole in the facility wall to gain entry.

target, as are goods which are in high demand and much harder to trace, such as cigarettes and wine. And, of course, as shown in the highest value recorded loss for this period, cash-in-transit remains a prime focus of OCGs.

Creating roadblocks is one of the most regular methodologies used by OCGs to intercept the trucks they are closely targeting and to steal goods. Three examples in this reporting period included:

- A gang of armed offenders parked two cars across the highway in Castelluccio dei Sauri in the Apulia region and set them on fire to block the path of two cash-in-transit vans. The gang fired warning shots and quickly disarmed one of the security guards. The attackers gained entry to one of the armoured vans but were only able to steal **€3,000** in cash as opposed to the typical six-figure losses often recorded for CIT crimes. As they fled the scene in two SUVs, the suspects spread multipoint nails on the highway to delay any police pursuit.
- In a similar incident in Candela, also in the southeast Apulia region, offenders tried to forcibly stop a truck by placing two burning vehicles across a highway. The truck was

also being flanked by a car driven by other members of the gang. In this case, the truck driver was able to take quick evasive action and avoid being stopped.

- In Milan, an armed gang blocked the roadway of a truck transporting luxury clothing products, forcing it to stop. After restraining the driver with cable ties and pushing him into the back of the truck, the cargo was quickly transferred into other vehicles. The offenders then drove the truck to another location close to the Milan vegetable market, where the driver was released.

The value and quality of luxury goods made in Italy makes these products highly desirable to cargo thieves. In Novara in the Piedmont region, armed suspects also targeted a luxury goods



facility. To lessen the chances of being caught, the gang blocked road access to the town using two vehicles, whilst they smashed a hole in the facility wall to gain entry. They then stole goods from the facility, which they loaded into their own vehicles. The Carabinieri were alerted to the incident after the facility's alarm was activated and began a pursuit of one of the perpetrators' vans, which crashed during the chase. Some of the stolen items were recovered from the van, which police said had previously been reported stolen in Lombardy.

Police also arrested four members of staff accused of stealing luxury clothing items from a logistics facility in Nogarole Rocca, Veneto. The employees were found to be hiding garments on their person or in their backpacks to remove them from the site at the end of their shifts. A search of the suspects' homes recovered **€300,000** of stolen goods.

Violence – or at least the threat of violence by often heavily-armed gang members – remained a regular threat to truck drivers and, on generally fewer occasions, employees working in supply chain facilities. 42 or 14.3% of incidents in this reporting period referred to the use of violence, with cases spread across the country.

Of the 12 regions where cargo thefts were reported, Lombardy recorded 82 or 27.8% of incidents, double the number seen in 2020. The next five 'hotspots' for freight crimes were:

- **Lazio** – 41 incidents in these 18 months. Data for 2021 alone showed 53 incidents compared to just 2 in 2020
- **Emilia-Romagna** – 30 incidents in the period ended 30 June 2022
- **Calabria** – 26 incidents
- **Piedmont and Apulia** – both recorded 21 incidents

Theft from Vehicle and Theft from Trailer incidents accounted for 135 or 46% of all crimes reported to the TIS database over the 18 months of this report, but the 43 or 14.6% of Theft from Facility losses act as a constant reminder that offenders in Italy are not deterred by the higher levels of security at facilities if their intelligence suggests the rewards justify the risk.

For drivers and trucks, with so few secure parking options to choose from, the risk of an attack is a daily threat. 43 or over 14% of cargo crimes in Italy involved drivers using Unclassified Parking Locations.

An insight into the way cargo thieves operate in Italy - both OCGs and small-time criminals – can be gained from this selection of crimes reported to the Association during this 18-month analysis:

- Offenders entered a logistics facility in Gazzola with their own tractor unit and hitched up a trailer loaded with **€200,000** of unspecified goods
- In Carpiano, 13 high value shipments were found to be missing from a truck after it arrived at a logistics facility, despite the GPS system indicating no stops along its route other than a short time waiting at the warehouse security gate. The seal on the vehicle was intact, but its manipulation was being investigated
- At least five armed and masked offenders attacked a cash-in-transit van as it was unloading cash in Canosa Di Puglia. One of the security guards was struck on the head by the butt of a weapon during the incident. The offenders managed to steal around **€90,000** in the attack
- Five offenders stole 20 high value bicycles from a facility in Legnano after they broke down a door to the facility and then used a van to break through the security shutters. Once inside, they needed only two minutes to complete the theft of high-end mountain, road and e-bikes

- Two suspects were arrested for stealing 103 catalytic converters from small delivery trucks in and around Santa Margherita Ligure
- Offenders stole engine filters from 24 trucks parked at a logistics facility in Imola
- A driver delivering cigarettes was threatened by three men in Palo del Colle. One held a gun while the other two men robbed the shipment
- In Capaci, a driver making another Last Mile delivery of cigarettes suffered a similar fate after three men jumped out of a car and held the driver at gunpoint as they stole 10 boxes of cigarettes
- A cash-in-transit (CIT) guard was wounded during a robbery in Salerno. The vehicle was forced into stopping by two masked gunmen, who disarmed the CIT guard manning the van and struck him on the head. The suspects escaped with an unknown quantity of cash
- A truck driver delivering food products near Cerignola was intercepted by four masked offenders armed with rifles, who forced the driver to stop and hijacked the vehicle. The trucked was later found bogged down in mud with the cargo still onboard
- A group of criminals broke into an electronics depot in Peschiera Borromeo after using four stolen vans to block the access roads to the

premises. A fifth van was used to break through the facility's gate. The sound of the alarm forced them to flee, although some televisions stored in the facility were stolen during their escape

- In Chignolo Po, a truck driver was asleep in his vehicle when a group of offenders entered his cab and sprayed an unknown substance. The offenders then stole almost the entire cargo from the trailer while the driver was incapacitated
- For offenders hijacked a courier van in Pietralata and stole vacuum cleaners and food products from the load inside. Police later traced two suspects to a house in the area and recovered several thousand Euros of stolen goods. Two people were arrested
- In Florence, two Albanian men fell from the roof of a warehouse as they tried to enter it to steal goods

Cases of migrant intrusion in Italy included the detection of 26 people hidden inside two containers at the port of Salerno, which had arrived on a ship from Turkey. Six Afghan citizens were also discovered in a truck in northern Italy having allegedly paid **€1,500** each to travel from Romania to Italy. A smuggler had hidden them in the bed of the truck without the driver's knowledge, a report stated.

Report cargo thefts in Italy to tisteam@tapaemea.org

MAJOR CARGO CRIMES - ITALY

18 months (Jan 2021-June 2022)

Note: In addition to other crimes published earlier in this report.

LOSS VALUE	INCIDENT TYPE	DATE	LOCATION TYPE	AREA	PRODUCTS TARGETED
€ 500,000	Theft from Facility	18.03.2022	Origin Facility	Biella	Wine
€ 500,000	Theft	21.10.2021	Unknown	Bereguardo	Miscellaneous
€ 400,000	Theft from Vehicle	26.05.2022	Origin Facility	Milano Oltre Segrate	Clothing & footwear
€ 343,000	Theft	03.02.2022	Unclassified Parking	Olbia	Miscellaneous
€ 300,000	Robbery	03.02.2022	Unclassified Parking	Sant'Antonio di Gallura	Cigarettes
€ 300,000	Theft from Facility	19.05.2021	Origin Facility	Nogarole Rocca	Luxury clothing
€ 300,000	Theft from Facility	11.09.2021	Origin Facility	Osimo Stazione	Gloves
€ 200,000	Theft of Trailer	25.02.2021	Services 3rd Party Facility	Gazzola	Unknown
€ 170,000	Robbery	28.09.2021	Unclassified Parking	Bagnara Calabra	Cash
€ 140,000	Theft of Vehicle	13.02.2021	Unclassified Parking	Chiaravalle	Clothing & footwear
€ 120,000	Theft from Facility	26.03.2022	Origin Facility	San Lorenzo	Copper
€ 119,549	Theft from Trailer	17.12.2021	Unknown	Carpiano	Phones
€ 114,786	Theft from Facility	31.01.2022	Origin Facility	Imola	Phones
€ 106,128	Theft from Facility	03.05.2022	Unknown	Teramo	Unknown
€ 103,797	Theft of Trailer	01.02.2022	En Route	Settala	Computers/laptops



SECURE TRUCK PARKING

REACH MORE POTENTIAL CUSTOMERS BY JOINING OUR DATABASE OF SECURE TRUCK PARKING SITES

The Transported Asset Protection Association (TAPA) is the world's leading supply chain security resilience Association, formed by Manufacturers/Shippers and Logistics Service Providers to prevent product losses from supply chains.

CREATED BY THE INDUSTRY, FOR THE INDUSTRY

Every year, more than €8.2 billion of goods are stolen from supply chains in the Europe, Middle East & Africa (EMEA) region.

Over 95% of all recorded cargo thefts involve attacks on trucks and 50% of these crimes occur when trucks stop in unsecured parking places.

TAPA EMEA's Parking Security Requirements (PSR) connect truck operators with a growing network of secure parking places. Designed by the industry, for the industry, PSR is already the most adopted industry standard for secure truck parking, currently covering sites in 15 countries – but demand far exceeds supply. TAPA EMEA estimates a need for over 400,000 secure truck parking places at more than 2,000 sites.

Parking Place Operators have three options to join our secure parking programme:

- Parking Security Partner**
 Sign a declaration to become a TAPA PSR Partner to confirm basic security controls are in place. Your participation will be renewed annually.
- Self-Certification**
 A self-certification audit to meet the requirements of PSR Level 3 and the issuing of TAPA certification valid for 3 years. TAPA EMEA conducts sample audits of self-certified sites.
- Independent Audit Body (IAB) Certification (Levels 1, 2 and 3)**
 The full certification programme has three levels with TAPA Parking Security Requirements (PSR) certification by Independent Audit Bodies:

PSR Level 1 = highest security protection with a formal certification	PSR Level 2 = mid-level security protection with a formal certification	PSR Level 3 = lowest security protection with a formal certification
---	---	--

All TAPA PSR parking sites are listed in our online secure parking database for our members to contact.

As a professional Parking Place Operator, you may already meet the requirements of TAPA EMEA's PSR Standard, which covers:

- Perimeter, Entry/Exit Points & Internal Parking Areas
 - Physical security
 - CCTV
 - Lighting
 - Documented procedures
- Management commitment
- Onsite security staffing
- Training
- Security practice
- Workforce integrity
- Driver comfort services & facilities

RAISE YOUR PROFILE

Benefits of joining us:

- Increased customer confidence & loyalty
- New business opportunities
- Improved security & operational resilience
- Greater workforce protection
- Enhanced brand awareness

HOW TO FIND OUT MORE...

Download TAPA EMEA's Parking Security Requirements (PSR) Standard and our PSR brochure

[CLICK HERE](#)

or contact us for more information...

[CONTACT US](#)

**THE SECURE PARKING STANDARD
THE INDUSTRY IS ASKING FOR**


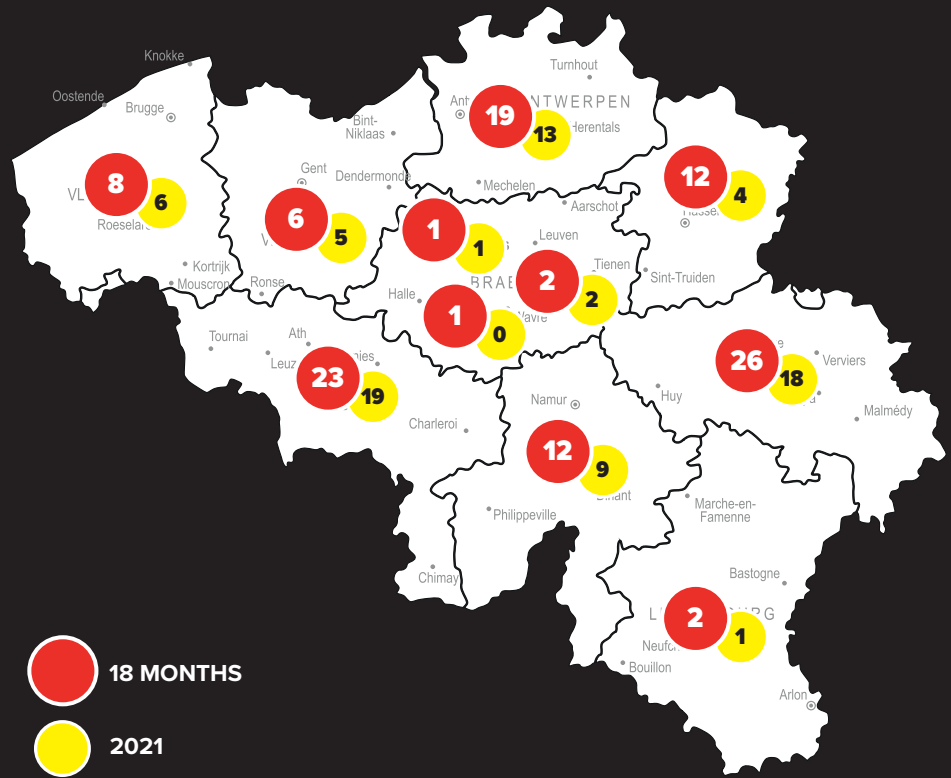


BELGIUM



CARGO CRIME MONITOR

NO. OF INCIDENTS			
	18 MONTHS	2021	2020
Liege	26	18	12
Hainaut	23	19	9
Antwerp	19	13	10
Limburg	12	4	5
Namur	12	9	0
West Flanders	8	6	5
East Flanders	6	5	7
Flemish Brabant	2	2	2
Luxembourg	2	1	2
Brussels	1	1	1
Walloon Brabant	1	0	2
Unknown	7	5	3
TOTALS:	119	83	58



BIGGEST LOSS

€200,000

Hijacking of a truck carrying a shipment of cigarettes en route in Bornem on 9 June 2021

€200,000

Average loss for the 3 major cargo crimes reported to TAPA EMEA's TIS

MODUS OPERANDI (18 MONTHS)

TOP 5	INCIDENTS	% OF TOTAL
▶ Unknown	82	69%
▶ Unknown	33	27.7%
▶ Internal	2	1.7%
▶ Deceptive Pick Up	1	0.8%
▶ Forced Stop	1	0.8%
TOTAL:	119	100%



Total number of incidents reported to TAPA's TIS in 18 months

119





PRODUCT CATEGORY

PRODUCT LOSSES (18 MONTHS)

TOP 7	INCIDENTS	% OF TOTAL
Miscellaneous	77	64.8%
Unspecified	11	9.3%
Metal	6	5.1%
Tools/Building Materials	4	3.4%
Clothing & Footwear	3	2.5%
Food & Drink	3	2.5%
Fuel	3	2.5%
TOTAL:	107	90.1%
OTHER PRODUCTS	INCIDENTS	% OF TOTAL
Bikes	2	1.7%
Tobacco	2	1.7%
Tyres	2	1.7%
Computers/Laptops	1	0.8%
Cosmetics & Hygiene	1	0.8%
Furniture/Household Appliances	1	0.8%
No Load (Theft of truck and/or trailer)	1	0.8%
Pharmaceuticals	1	0.8%
Toys & Games	1	0.8%
TOTAL:	12	9.9%



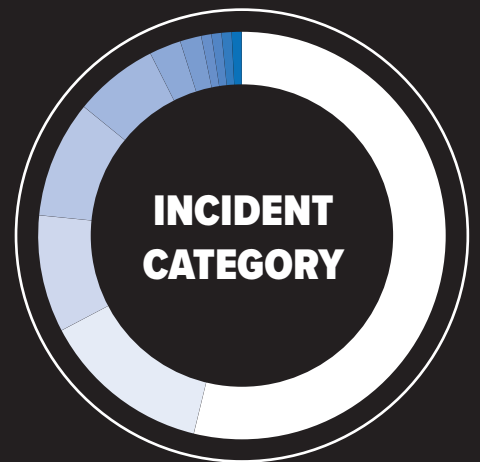
14

Number of TAPA TIS product categories recording losses in 18 months



4


Crimes in Belgium with a loss value of €50,000-€100,000 produced a combined loss of €247,643



INCIDENT CATEGORY

INCIDENT CATEGORY (18 MONTHS)

TYPE OF CRIME	INCIDENTS	% OF TOTAL
Theft from Trailer	64	53.8%
Theft from Vehicle	16	13.5%
Theft	11	9.3%
Theft from Facility	11	9.3%
Clandestine	8	6.7%
Robbery	3	2.5%
Theft of Container	2	1.7%
Hijacking	1	0.8%
Theft of Trailer	1	0.8%
Theft of Vehicle	1	0.8%
Truck Theft	1	0.8%
TOTAL:	119	100%



LOCATION TYPE (18 MONTHS)

TOP 8	INCIDENTS	% OF TOTAL
▶ Unclassified Parking Location	46	38.7%
▶ Unknown	40	33.6%
▶ Destination Facility	10	8.4%
▶ Origin Facility	9	7.6%
▶ Services 3 rd Party Facility	8	6.7%
▶ En Route	4	3.4%
▶ Maritime Transportation Facility	1	0.8%
▶ Secured Parking	1	0.8%
TOTAL:	119	100%

€23,730

Average loss value for incidents sharing financial data in 18 months

10

Number of regions reporting cargo theft incidents



38.7%

Or 46 recorded incidents involved trucks in Unclassified Parking Locations

Total value for the 25 or 21% of cargo thefts reporting a value

€782,675



CARGO THIEVES ACTIVE IN 10 PROVINCES IN BELGIUM WITH COMBINED PRODUCT LOSSES OF €782,000 FOR 22.7% OF INCIDENTS REPORTING A VALUE

Belgium is a newcomer to the latest top 10 countries for cargo thefts in EMEA, having not appeared in this list of nations for the most recorded cargo crime incidents in 2020.

In the 18 months ended 30 June 2022, TAPA EMEA received reports of 119 cargo thefts from facilities and goods in transit, well above the 58 incidents recorded in 2020 and on a par with the 120 crimes recording in the Association's incident database in 2019.

Given Belgium's important geographic location, and its growing role as a hub for cross-border e-commerce and air logistics operations through Brussels and Liege, TAPA EMEA expects to see incident rates continuing to increase as the country becomes even more of a focus for cargo thieves but, of course, this will only be evident if cargo crimes are reported correctly.

Over the 18 months of this report – from January 2021-June 2022 – only 27 or 22.7% of incident reports registered by



the TAPA EMEA Intelligence System (TIS) provided a loss value. The total loss for these incidents stood at **€782,675** or an average for all crimes with a value of **€28,987**.

Only three major cargo thefts by value – incidents with a loss of €100K or more – were recorded in the TIS database for Belgium in this reporting period. These accounted for €436,863 of the overall loss total and averaged €145,621. The individual intelligence reports for these major crimes were:

€200,000

On 9 June 2021, a truck driver was forced to stop in Bornem, Antwerp, by another truck blocking the road he was travelling along. Three masked offenders with firearms threatened the driver and entered his cab before forcing him to drive his vehicle to a secluded

location, where his load of cigarettes was transferred to another truck. Before fleeing the scene, the offenders gagged the driver using plastic straps and locked him inside the trailer.

€129,519

The highest value crime reported to TAPA EMEA in Belgium in the first half of 2022 occurred on 7 March when a large shipment of unspecified goods was stolen from a vehicle parked at a Services 3rd Party Facility in Soumagne in the province of Liege. No further incident data was recorded.

€107,344

In Kortrijk, West Flanders, on 15 May 2022, another large consignment of unspecified products disappeared from an undisclosed facility.

Another four crimes with recorded loss values of between €50K-€100K accounted for a further €247,645 of the 18-month financial loss total:

- **€77,295** – Thieves cut the curtain side of a trailer parked at a Services 3rd Party Facility in Hoogstraten in the province of Antwerp on 27 October 2021. Again, the goods stolen were reported as unspecified.

- **€60,350** – On 21 January 2021, a consignment of e-bikes – a growing target of cargo thieves in Europe – was stolen from a truck parked in an Unclassified Parking Location along the highway in Hensies, Mons.
- **€60,000** - Three employees working at a distribution centre in Ninove, East Flanders, were arrested on 10 June 2021 on suspicion of their involvement in the theft of bottles of high value liquor.
- **€50,000** – On 22 August 2021, at least four criminals reportedly cut several holes in the fence around a Services 3rd Party Facility in Houdeng-Goegnies in Hainaut province. They then used a stack of pallets as a tower, along with a ladder they had brought to the site, to reach the canopy attached to the building. On reaching the roof, they dismantled skylights and removed the mesh protecting the sky windows, and entered the building to steal camera equipment and cabling.

Overall, TAPA EMEA received reports of cargo thefts in 10 Belgian provinces over the 18 months covered by this report, with the top five accounting for 77.3% of the total incident rate:

- **Liege** - 28 incidents, nearly 22% of all recorded crimes in these 18 months versus 12 crimes in 2020
- **Hainaut** - 23 versus 9
- **Antwerp** - 19 vs. 10
- **Limburg** – 12 vs. 5
- **Namur** – 12 vs. 0

Losses were reported in 14 TIS product categories, although in nearly 75% of crimes, the goods stolen were recorded as either miscellaneous or unspecified.

Fuel thefts were seen in Kasterlee in Antwerp and Riemst in Limburg in the first half of 2022. In the latter location, several trucks were targeted with only small quantities of diesel 'skimmed' from each fuel tank, making losses harder to detect. In a separate case, three tyres were stolen off a truck after it stopped



The lack of secure truck parking locations in Belgium is still a concern to TAPA EMEA. In these 18 months, 46 or 38.7% of cargo thefts resulted from trucks stopping in unsecured parking places.

in an unclassified parking location on an industrial estate in Mechelen, Antwerp.

Perhaps surprisingly, very few cases of migrant intrusion were recorded in the TIS database during this analysis period. In one of the few reports to reach the Association, port authority staff in Zeebrugge rescued eight migrants from the back of a refrigerated lorry. When the driver arrived at the port, she noticed the refrigeration unit protecting pallets of bread had stopped working, and the temperature inside the lorry had started to rise. On investigation, the migrants were discovered, some suffering from breathing difficulties. They had started banging on the side of the truck to attract attention. All the migrants were safely recovered.

Other incidents reported to the TIS database in the 18 months to 30 June 2022 included:

- A Deceptive Pick Up of 29 pallets of branded clothing from a warehouse facility in Grobbendonk. Instead of reaching its destination in Hagenbrunn, the driver and truck disappeared. The subsequent investigation revealed that a fake carrier – believed to have originated from Romania – used the identity of a legitimate transport company to arrange the collection.
- A shipment of toys was stolen from a truck whilst it was en route to

Willebroek, Antwerp. After taking the goods from the vehicle, the thieves 're-sealed' the truck to delay the crime being identified. The loss was said to be worth hundreds of thousands of Euros, although no exact figure was shared with TAPA EMEA. The theft only came to light when the truck arrived at its intended destination.

- Of the known types of products stolen, Tools/Building Materials were targeted in four incidents, including three crimes reported to the TIS database in March 2022; thieves stole building materials from a truck parked in an Unclassified Parking Location in Leopoldsborg, Limburg, on 9 March; the theft of plumbing supplies from a truck parked at a logistics facility in Willebroek, Antwerp, on 13 March; and the loss of tools and cables from an Origin Facility in Lommel, Limburg, on 17 March.

The lack of secure truck parking locations in Belgium is still a concern to TAPA EMEA, which continues to try to attract Belgian Parking Place Operators (PPOs) to join its Parking Security Requirements (PSR) programme. In the 18 months reviewed for this report, 46 or 38.7% of cargo thefts resulted from trucks stopping in unsecured parking places.

To report a cargo crime in Belgium, please contact TAPA EMEA at tisteam@tapaemea.org

MAJOR CARGO CRIMES - BELGIUM

18 months (Jan 2021-June 2022)

Note: In addition to other crimes published earlier in this report.

LOSS VALUE	INCIDENT TYPE	DATE	LOCATION TYPE	AREA	PRODUCTS TARGETED
€ 200,000	Hijacking	09.06.2021	En Route	Bornem	Cigarettes
€ 129,519	Theft from Vehicle	07.03.2022	Services 3rd Party Facility	Soumagne	Unspecified
€ 107,344	Theft from Facility	15.05.2022	Unknown	Kortrijk	Unspecified

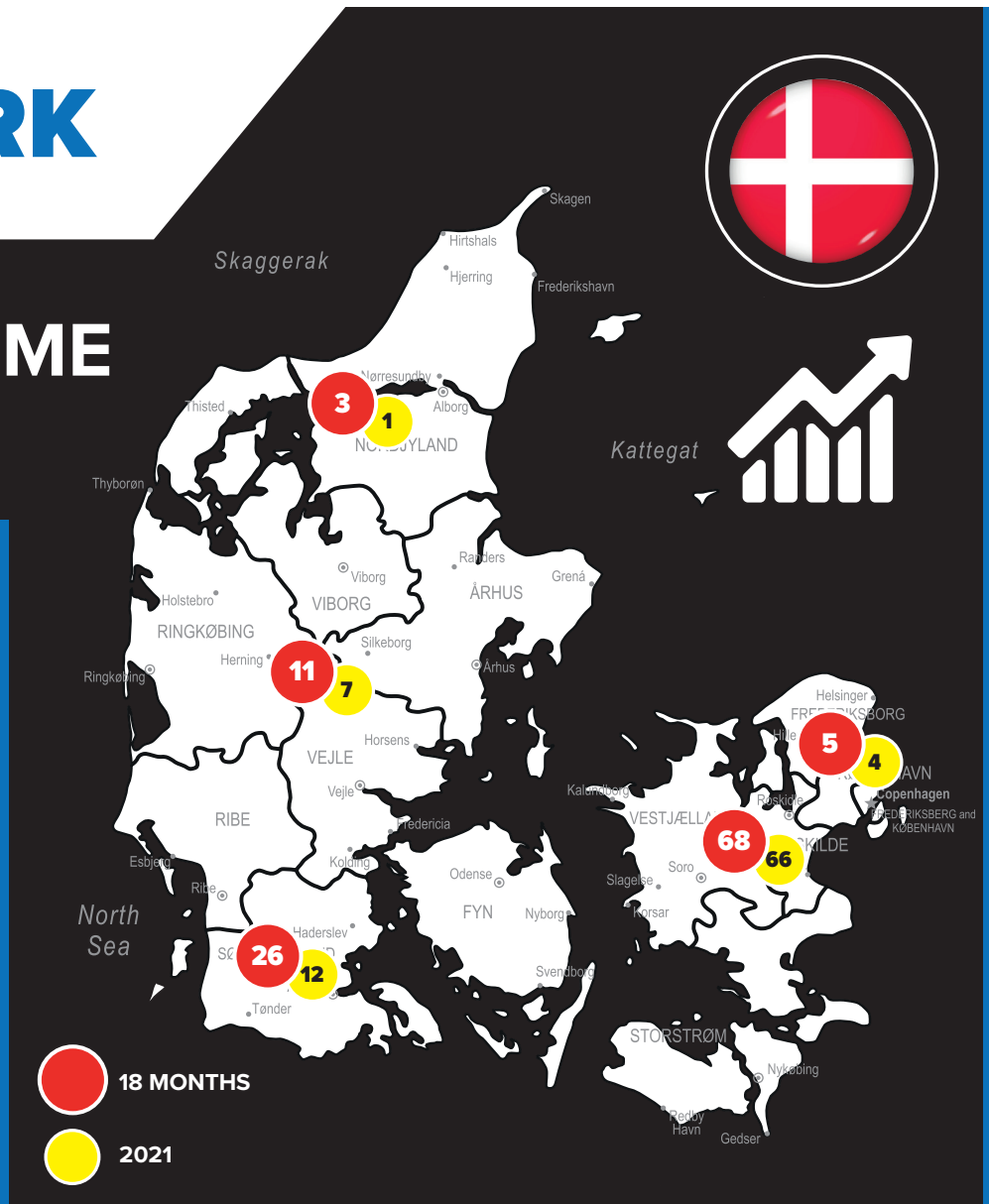
DENMARK



CARGO CRIME MONITOR



NO. OF INCIDENTS			
	18 MONTHS	2021	2020
Zealand	68	66	43
Southern	26	12	23
Central Region	11	7	9
Capital Region	5	4	13
North Region	3	1	11
Unknown	3	1	2
TOTALS:	116	91	101



93%

Of crimes involved the M.O. of intrusion, usually involving offenders slashing the tarpaulin curtains of trailers

BIGGEST LOSS

€17,869,520

Theft of miscellaneous goods from a facility in Norresundby on 17 January 2022

€17,869,520

Loss value for the 1 major cargo crime reported to TAPA EMEA's TIS

MODUS OPERANDI (18 MONTHS)

TOP 5	INCIDENTS	% OF TOTAL
▶ Intrusion	108	93%
▶ Unknown	3	2.6%
▶ Violent & Threat with Violence	3	2.6%
▶ Deception Other	1	0.9%
▶ Forced Stop	1	0.9%
TOTAL:	116	100%



Total number of incidents reported to TAPA's TIS in 18 months

116

85.2% Of crimes were cases of Theft from Trailer



12

Number of TAPA TIS product categories recording losses in 18 months



PRODUCT LOSSES (18 MONTHS)

TOP 5	INCIDENTS	% OF TOTAL
Unspecified	47	40.4%
Food & Drink	14	12.1%
Miscellaneous	12	10.3%
Tools/Building Materials	9	7.7%
Cosmetics & Hygiene	8	6.9%
TOTAL:	90	77.4%
OTHER PRODUCTS	INCIDENTS	% OF TOTAL
Furniture/Household Appliances	6	5.2%
Clothing & Footwear	6	5.2%
Computers/Laptops	5	4.3%
Fuel Theft	3	2.6%
Car Parts	2	1.7%
No Load (Theft of truck and/or trailer)	1	0.9%
Pharmaceuticals	1	0.9%
Toys/Games	1	0.9%
Bicycles	1	0.9%
TOTAL:	26	22.6%



INCIDENT CATEGORY (18 MONTHS)

TOP 8	INCIDENTS	% OF TOTAL
Theft from Trailer	99	85.2%
Theft from Vehicle	9	7.7%
Robbery	3	2.6%
Theft of Vehicle	1	0.9%
Theft from Facility	1	0.9%
Theft	1	0.9%
Theft of Trailer	1	0.9%
Fraud	1	0.9%
TOTAL:	116	100%



2

Crimes in Denmark with a loss value of €50,000-€100,000 produced a combined loss of €170,000



LOCATION TYPE (18 MONTHS)

TOP 5	INCIDENTS	% OF TOTAL
▶ Unclassified Parking Location	103	88.8%
▶ Unknown	9	7.7%
▶ En Route	2	1.7%
▶ Railway Operation Facility	1	0.9%
▶ Destination Facility	1	0.9%
TOTAL:	116	100%

5

Number of regions reporting cargo theft incidents



88.8%

Or 103 recorded incidents involved trucks in Unclassified Parking Locations

Average loss value for incidents sharing financial data in 18 months

€1,513,859

Total value for the 12 or 10.3% of cargo thefts reporting a value

€18,166,309



A LACK OF SECURE TRUCK PARKING CONTRIBUTES TO OVER €18 MILLION OF PRODUCT LOSSES ACROSS FIVE REGIONS

Denmark retained its place in the top 10 countries for recorded cargo crimes in the EMEA over this 18-month period, with 116 losses reported to the TIS database, including the second highest individual loss by value loss of more than €17 million.

Few details were recorded for the only incident with a loss value of more than €100K, as referenced earlier in the major crimes section of this analysis. The loss of €17,869,520 of miscellaneous goods from a facility in Norresundby in Denmark's Nordjylland region contradicts the rest of the crime data in this timescale, which indicates smaller value cargo losses, possibly carried out by individuals or small-time cargo thieves as opposed to the Organised Crime Groups known to be operating in countries such as the UK, France, Italy and Spain.

In most cases, losses reported across Denmark highlighted the use of Unclassified Parking Locations.

Other cargo thefts with a value to 30 June 2022 included:

- €90,000 – 126 coffee machines stolen in Bogo By
- €80,000 – 2 pallets of perfumes after thieves cut a truck's tarpaulin curtain, also in Bogo By



- €39,605 – miscellaneous cargo taken from a vehicle in Haslev
- €30,000 – a shipment of tools stolen from a truck in an unsecured parking place in Køge
- €25,696 – 40 flatscreen televisions stolen from a vehicle in Karlslunde
- €20,000 – 7 pallets of IT parts from a truck in another Unclassified Parking Location, this time in Tappernoje



Other cargo thefts without a recorded value included losses of:

- 8-9 pallets of water toys from a truck in Tune Landevej
- 149 boxes of confectionery in Kongens Lyngby
- 5 pallets of nicotine gum in Haslev
- 3-4 pallets of IT cables in Køge
- 9 pallets of friers in Korsør
- 10-15 boxes of alcohol products in Karlslunde
- 3 pallets of energy drinks in Karlslunde
- 4 pallets of cosmetics in Korsør
- 11 pallets of cosmetics in Køge
- 5 pallets of footwear in Eskilstrup
- 9 pallets of shoes in Karlslunde
- 4 pallets of power tools



Fuel was also a target here, as in other parts of Europe. TAPA EMEA received reports of fuel thefts in Nørre Alslev, Jaegerspris and Tarm.

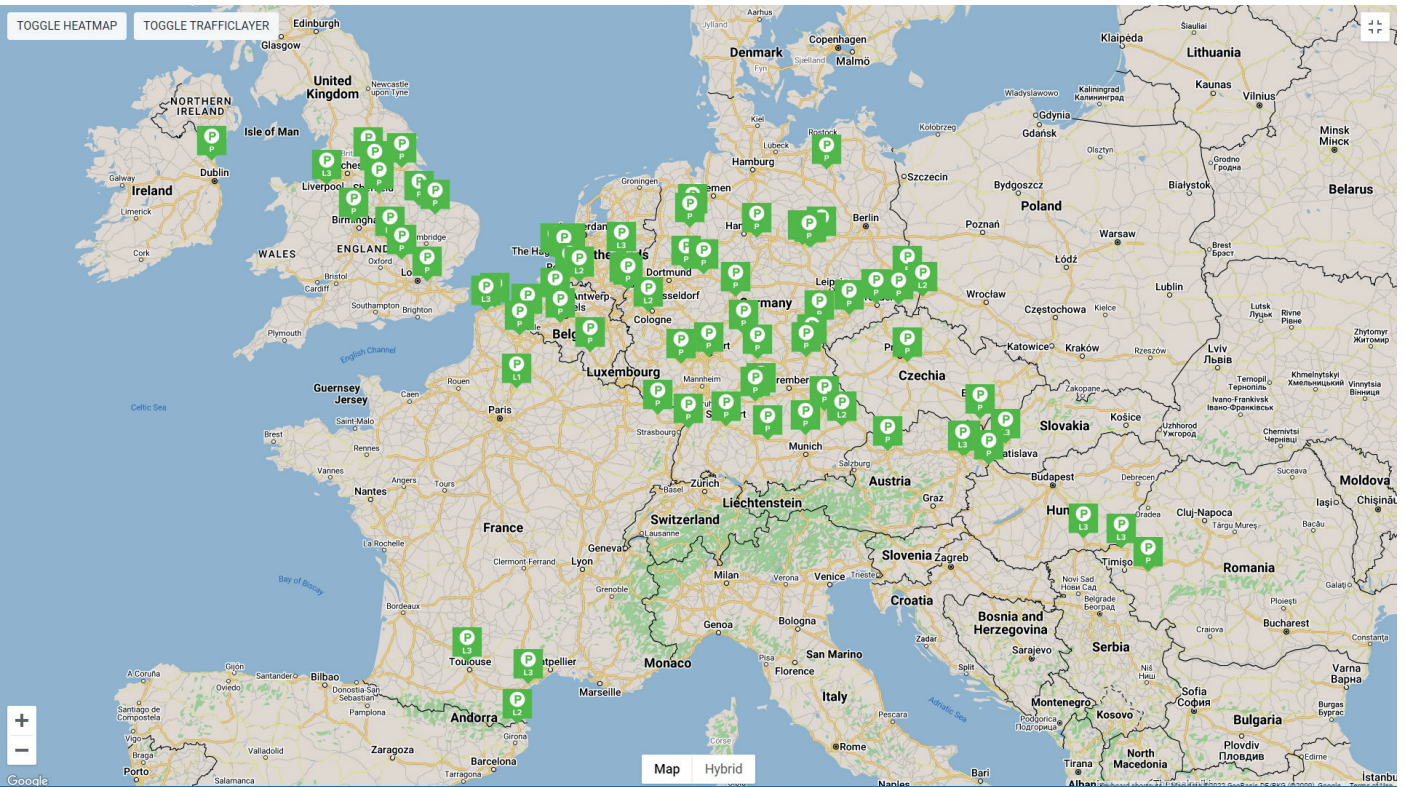
Overall, the 12 or 10.3% of crimes reported to TIS over the 18 months produced a total loss of €18,166,309, clearly inflated by the one major crime.

As stated, the shortage of known secure parking locations for trucks in Denmark may have been a key contributor to the number of crimes successfully enacted. 88.8% of cargo thefts recorded stated Unclassified Parking as the location. Geographically, of the five regions reporting losses from supply chain facilities or trucks moving goods, Zealand accounted for 68 or 58.6% of the total. Southern (26) and Central (11) were the only other two regions of Denmark to see double-digit incident rates.

Theft from Trailer and Theft from Vehicle crimes represented 108 or nearly 93% of the types of incidents seen in Denmark, while the high level of 'curtain cutting' and low level of violence would appear to fit the modus operandi of small-time and opportunistic cargo thieves.

Of the known product types targeted by cargo thieves, Food & Drink recorded most losses, 14 or 12.1% of the 18-month total.





HELP US BUILD A SECURE PARKING NETWORK IN EMEA TO SUPPORT YOUR SUPPLY CHAIN RESILIENCE

TAPA's Parking Security Requirements (PSR) and secure parking programme in EMEA is continuing to add more and more Parking Place Operator sites across the Europe, Middle East & Africa (EMEA) region.

You can see all of the secure parking places supporting PSR in the TAPA EMEA Intelligence System (TIS). Using secure parking locations is an effective way to drive the resilience of your supply chains and prevent cargo losses.

With cargo thefts from trucks at their highest level in our history, the need for more secure parking is greater than ever before, with demand far exceeding supply. Help us to build a secure truck parking network in the Europe, Middle East & Africa region by introducing TAPA EMEA to the parking sites you regularly use.

Send contact information to us at info@tapaemea.org

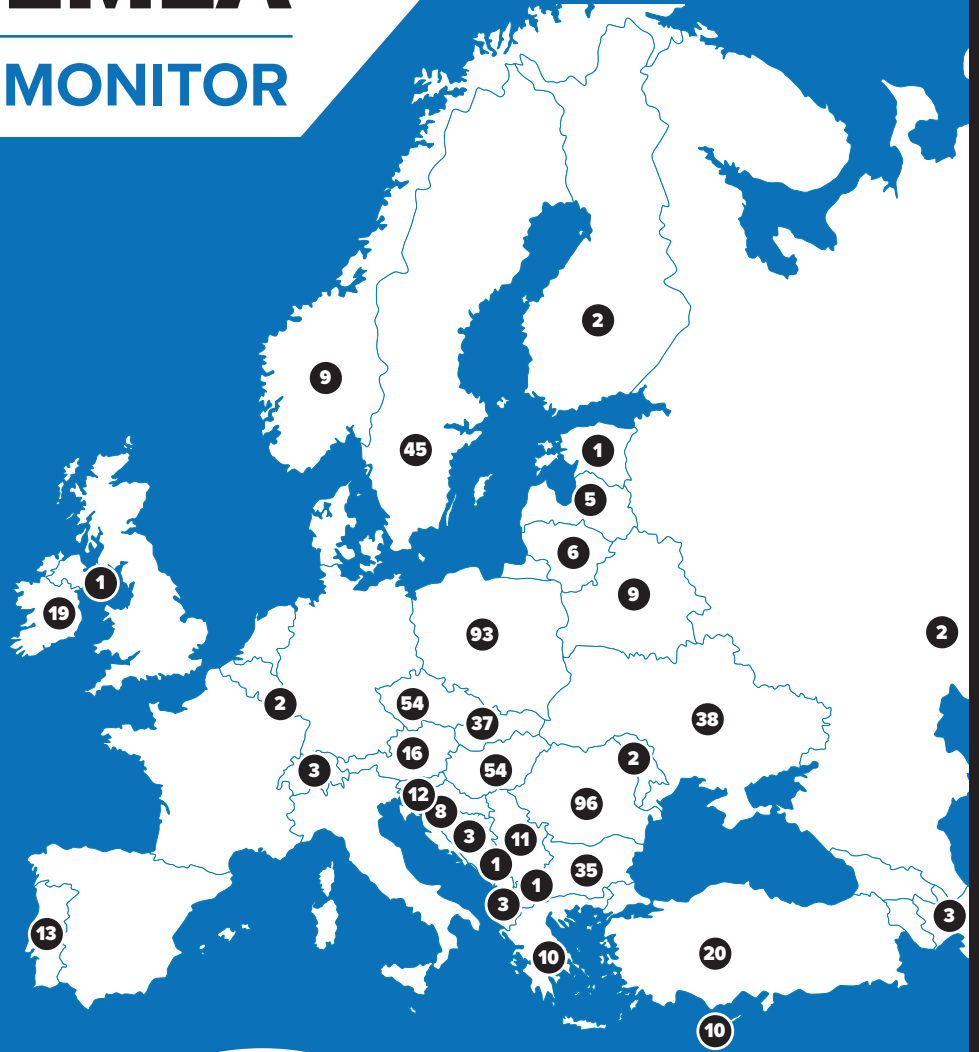


REST OF EMEA

CARGO CRIME MONITOR

NO. OF INCIDENTS

	18 MONTHS	2021	2020
Albania	3	2	1
Algeria	4	1	0
Angola	6	3	5
Austria	16	8	17
Azerbaijan	3	0	0
Bahrain	1	1	0
Belarus	9	2	2
Benin	1	1	5
Bosnia and Herzegovina	3	0	1
Bulgaria	35	8	8
Cameroon	1	1	0
Congo	5	3	4
Croatia	8	1	2
Cyprus	10	6	3
Czech Republic	54	50	53
Djibouti	1	1	0
Egypt	30	0	0
Estonia	1	0	0
Finland	2	0	1
Gabon	1	0	1
Ghana	5	3	3
Greece	10	1	2
Hungary	54	47	54
Iran	1	1	0
Ireland	19	14	4
Isle of Man	1	0	0
Israel	4	0	0
Kazakhstan	2	2	0
Kenya	8	7	9
Latvia	5	0	4
Lebanon	8	0	0
Liberia	1	0	0
Libya	1	0	0
Lithuania	6	4	0
Luxembourg	2	0	2
Malawi	1	0	1
Mali	1	1	0
Mauritius	1	1	0
Moldova, Republic of	2	0	1
Montenegro	1	0	0
Morocco	6	2	2
Mozambique	2	2	5
Namibia	4	3	1
Nigeria	24	14	14
North Macedonia	1	1	6
Norway	9	1	12
Palestine, State of	2	0	0
Poland	93	61	34
Portugal	13	6	7
Romania	96	84	66
Sao Tome and Principe	4	4	0
Saudi Arabia	5	0	0
Senegal	1	1	0
Serbia	11	5	0
Slovakia	37	29	29
Slovenia	12	11	4
Somalia	1	0	0
Sudan	4	2	0
Sweden	45	22	40
Switzerland	3	0	1
Syrian Arab Republic	3	0	0
Tunisia	11	6	2
Turkey	20	8	12
Uganda	2	2	0
Ukraine	38	3	3
United Arab Emirates	12	8	6
Yemen	2	0	0
Zimbabwe	6	2	5
Unknown	906	906	0
TOTAL	1,699	1,352	432



MODUS OPERANDI (18 MONTHS)

TOP 5	INCIDENTS	% OF TOTAL
▶ Unknown	1,372	80.7%
▶ Intrusion	218	12.8%
▶ Violent & Threat with Violence	67	3.9%
▶ Internal	28	1.6%
▶ Deception Other	7	0.5%
TOTAL:	1,692	99.5%
OTHER M.O.	INCIDENTS	% OF TOTAL
▶ Deceptive Pick Up	3	
▶ Forced Stop	2	
▶ Theft from Moving Vehicle	2	
TOTAL:	7	0.5%


€644,752

Average loss for the 27 major cargo crimes reported to TAPA EMEA's TIS



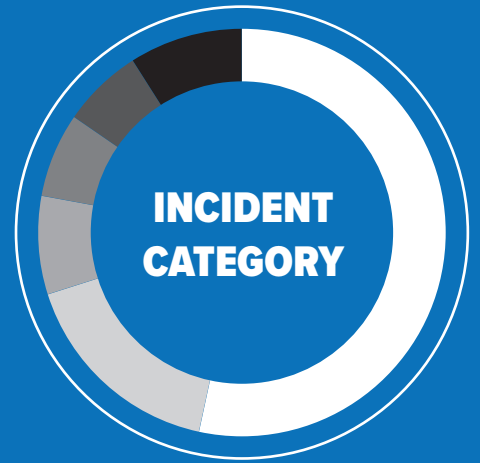
PRODUCT LOSSES (18 MONTHS)

TOP 5	INCIDENTS	% OF TOTAL
Unspecified	981	57.8%
Miscellaneous	548	32.3%
Food & Drink	25	1.5%
Tools/Building Materials	20	1.1%
Clothing & Footwear	18	1%
Furniture/Household Appliances	18	1%
TOTAL:	1,610	94.7%
OTHER PRODUCTS	INCIDENTS	% OF TOTAL
Fuel Theft	16	
Metal	16	
Cash	13	
No Load (Theft of truck and/or trailer)	11	
Tobacco	9	
Jewellery/Precious Metal	7	
Car Parts	5	
Pharmaceuticals	5	
Cosmetics & Hygiene	2	
Agricultural Materials	1	
Bicycles	1	
Computers/Laptops	1	
Phones	1	
Tyres	1	
TOTAL:	89	5.3%



18

Number of TAPA TIS product categories recording losses in 18 months



INCIDENT CATEGORY (18 MONTHS)

TOP 5	INCIDENTS	% OF TOTAL
Unknown	907	53.4%
Theft	284	16.7%
Theft from Vehicle	132	7.8%
Theft from Facility	114	6.7%
Theft from Trailer	109	6.4%
TOTAL:	1,546	91%
OTHER INCIDENTS	INCIDENTS	% OF TOTAL
Theft of Vehicle	46	
Hijacking	30	
Robbery	26	
Clandestine	18	
Theft from Container	9	
Fraud	7	
Theft from Train	7	
Truck Theft	6	
Theft of Trailer	3	
Theft of Container	1	
TOTAL:	153	9%



30

Crimes in the rest of EMEA with a loss value of €50,000-€100,000 produced a combined loss of €1,961,730



LOCATION TYPE (18 MONTHS)

TOP 5	INCIDENTS	% OF TOTAL
Unknown	1,435	84.5%
Unclassified Parking Location	70	4.1%
Destination Facility	55	3.2%
Origin Facility	53	3.1%
En Route	44	2.6%
TOTAL:	1,657	97.5%
OTHER LOCATIONS:	INCIDENTS	% OF TOTAL
Maritime Transportation Facility	16	
Services 3rd Party Facility	12	
Secured Parking	6	
Railway Operation Facility	5	
Aviation Transportation Facility	3	
TOTAL:	42	2.5%

68

Number of countries reporting cargo theft incidents



€96,909 Average loss for all crimes reporting a value

13.8%

Or 113 recorded incidents involved trucks in Unclassified Parking Locations

Total value for the 221 or 27.1% of cargo thefts reporting a value

€21,416,967

68 COUNTRIES OUTSIDE OF THE TOP 10 REPORTED €21.5M OF LOSSES FROM CARGO THEFTS

TAPA EMEA recorded cargo thefts in more countries in the last 18 months than at any time in the past two decades as criminals attacked supply chain operations in a total of 78 countries in the Europe, Middle East & Africa (EMEA) region.

This section of the 18-month report looks at the headline data for the 68 countries outside of the top 10 nations for cargo crimes reported to the TAPA EMEA Intelligence System (TIS) in the period to 30 June 2022. Collectively, they make up 15% of all incidents reported to the Association in this latest reporting period.

Overall, TAPA EMEA recorded 1,699 cargo thefts in countries which could not be attributed to the top 10 countries. Of these, 906 gave no country information, so the following intelligence is based on the remaining 793 incidents which confirmed the nation where each crime took place.

While the top 10 countries often take the headlines because of their high numbers of cargo thefts, countries outside of this grouping still account for very significant loss values:

- **€21,560,131** - total combined loss for the 254 incidents with a value outside of the top 10 countries
- **€650,686** – average value for the 27 major cargo crimes involving losses of **€100K** or more outside of the top 10 countries

- **€1,843,805** - total loss for the 28 incidents with a value of between **€50K-100K** outside the top 10 countries

The top three highest value cargo thefts for these countries over this 18-month reporting period were:

€5,000,000

The theft of miscellaneous goods from a facility in the war-torn city of Melitpol, Ukraine, in May 2022. No further intelligence data was shared.

€2,107,039

The hijacking of a cash-in-transit vehicle which was en route to Gwebi River in Zimbabwe in January 2021.



€1,665,071

Miscellaneous goods stolen from a Destination Facility in Našice, eastern Croatia, in May 2022.

TAPA EMEA recorded major cargo losses in 16 of these 68 countries: Hungary (6), Romania (3), Ukraine (3), and single incidents in Austria, Bulgaria, Croatia, Finland, Israel, Norway, Poland, Serbia, Sweden, Slovakia, Turkey, United Arab Emirates and Zimbabwe.

Of these, the incidents TAPA EMEA is able to share in this report involved losses of:

€1,636,275

On 6 April 2022, another large shipment of unknown goods was stolen from a facility in Melitopol, Ukraine, the first major incident reported to TAPA EMEA in the country since the start of the conflict with Russia.



€1,500,000

On 25 February 2022, seven suspects connected with cargo thefts of goods worth over **€1.5 million** were arrested by police in Poland. Reports suggested the gang were responsible for 349 thefts. This included, just prior to their arrests, the theft of 100 bicycles worth **€450,000** from two trucks.

€794,880

4,320 units of miscellaneous goods were stolen from an undisclosed cargo facility in Hungary on 5 February 2021. No further information was reported to the TIS database.



Overall, TAPA EMEA recorded 1,699 cargo thefts in countries which could not be attributed to the top 10 countries. Of these, 906 gave no country information, so the following intelligence is based on the remaining 793 incidents which confirmed the nation where each crime took place.



€690,282

In Polkovnik Lambrinovo, Bulgaria, on 17 January 2022, a large shipment of unspecified cargo was stolen from a facility.

€500,000

Offenders escaped with 1,160 packages of cigarettes after targeting a Maritime Transportation Facility in Montenegro, Albania, on 13 May 2022.

€357,000

On 7 January 2021, TAPA EMEA was notified of the loss of 300 units of miscellaneous goods from an unclassified location in Hatvan, Hungary.

€347,600

An unattended truck loaded with cargo was stolen from a fuel station in Loniow, Poland, on 29 August 2021. The driver had parked the truck at the fuel station for the weekend. When he returned, the truck and its cargo of compactor parts had been stolen.

€285,459

In yet another major loss in Ukraine, 27 pieces of agricultural machinery were stolen from a facility in Melitopol on 8 May 2022.



€277,200

900 units of miscellaneous goods were stolen from an unknown location in Iasi, Romania, on 4 March 2021.

€272,000

The M.O. of Internal was recorded for this theft of unspecified cargo in Dubai, United Arab Emirates, on 20 January 2022. TIS received no further intelligence on this crime.

€245,457

1,584 units of miscellaneous goods were stolen from an unspecified location in Gampern, Austria, on 8 February 2021.

€228,000

On 15 July 2022, in Miskolc, Hungary, 250 units of a shipment containing miscellaneous items were stolen from an undisclosed location.

€219,648

On 6 January 2021, 384 units of miscellaneous goods were stolen in Romania. The exact location was not recorded.

€165,960

In another major cargo crime in Hungary, 180 units of miscellaneous goods were stolen from an Unclassified Parking Location in Biatorbágy on 8 May 2022.

€159,620

371 televisions were stolen from a trailer at a Maritime Transportation Facility in Trelleborg, Sweden, on 24 March 2022. According to the intelligence report, the trailer had been parked at the facility for 26 days. The stolen trailer was later found empty in the port area of the city.



€156,400

More miscellaneous goods went missing on 27 January 2022 after thieves broke into a truck in an Unclassified Parking Location in Rishon LeZiyyon in Israel. The M.O. of Internal was recorded for this loss.

€153,745

In Kaarina, Finland, on 27 January 2022, cargo was stolen from a facility in the largest recorded cargo theft in the country over this 18-month period of analysis.

€139,470

During the night of 17 March 2021, offenders entered a facility in Istanbul, Turkey, and loaded 7,500 thermometers into their van before escaping. As part of their subsequent investigation, police officers found CCTV footage of a vehicle leaving the premises and managed to identify it as belonging to a local logistics company. On visiting the company's premises, officers recovered the stolen cargo and, following their arrest, three suspects eventually confessed to the crime.



€138,510

On 18 November 2021, cargo thieves broke into a facility in Trechin, Slovakia, and stole a shipment containing 81 miscellaneous items.

€114,000

125 shipments were reported stolen in Miskolc, Hungary, on 26 February 2021 in what was the second largest recorded theft in this area during this 18-month period.

€112,414

Another large shipment of 340 miscellaneous goods was stolen on 7 January 2021, also in Hungary. This incident took place in the town of Hatvan, 60km from Budapest.

€102,191

On 15 June 2022, police arrested perpetrators in Nis, Serbia, for stealing metal cables from an Origin Facility.



€100,252

284 units of miscellaneous goods disappeared from a supply chain in Arad, Romania. TIS received no further information.

€100,000

Offenders stole GPS equipment from a truck in an unclassified parking location in Trondheim, Norway, on 6 January 2022.

Countries with the highest rates of incidents outside the top 10 during this 18-month period included:

- **Romania** – 96 incidents with a loss value of **€923,839**
- **Poland** – 93 and **€2,185,029**
- **Czech Republic** – 54 and **€363,659**
- **Hungary** – 54 and **€2,513,878**
- **Sweden** – 45 and **€419,001**
- **Slovakia** – 35 and **€699,527**

Seven other countries recorded double-digit incident rates:

- **Portugal** – 13
- **Slovenia** – 12
- **United Arab Emirates** – 12
- **Serbia** – 11
- **Tunisia** – 11
- **Cyprus** – 10
- **Greece** – 10

While South Africa saw by far the highest number of cargo theft incidents in Africa, the Association continued to receive reports

of widespread cases of supply chain crimes across the African continent. In these 18-months, TAPA EMEA recorded cargo loss incidents in 25 African nations: Algeria (3), Angola (3), Benin (1), Cameroon (1), Congo (5), Djibouti (1), Egypt (30), Gabon (1), Ghana (5), Kenya (8), Liberia (1), Libya (1), Mali (1), Malawi (1), Mauritius (1), Mozambique (2), Namibia (4), Nigeria (24), Sao Tome and Principe (4), Senegal (1), Somalia (1), Sudan (4), Tunisia (11), Uganda (2), and Zimbabwe (6)

Across the 68 countries, goods were recorded stolen in 18 TAPA EMEA TIS product categories, although in over 78.6% of cases, no specific product information was reported. The top six known categories were:

- **Food & Drink** – 25 incidents & a loss value of **€283,581**
- **Tools/Building Materials** – 20 incidents & a loss of **€452,686**
- **Furniture/Household Appliances** – 18 incidents & a loss of **€164,110**
- **Clothing & Footwear** – 18 incidents & a loss of **€101,821**
- **Fuel Theft** – 16 incidents & no financial data recorded
- **Cash** – 13 incidents & a loss of **€2,268,849**

Theft was the most recorded type of incident, accounting for 282 or 35.6% of all crimes outside of the top 10 countries, followed by:

- **Theft from Vehicle** – 132 incidents
- **Theft from Facility** – 114

- **Theft from Trailer** – 109
- **Theft of Vehicle** – 46
- **Hijacking** – 30

In 531 of the recorded incidents, the locations of the crimes were unknown, while Unclassified Parking Location was identified in 70 cargo thefts or 8.8% of the total.

Overall, 66 or 8.3% of the 793 crimes in these 68 countries reported a modus operandi of Violent & Threat with Violence.

If you have been a victim of a cargo crime in any of these countries or if you have seen reports of cargo losses, please send the information to TAPA EMEA's TIS team at tisteam@tapaemea.org




18-MONTH & 2021 ANALYSIS VS. 2020

BASED ON ALL CARGO CRIMES REPORTED TO THE TAPA EMEA INTELLIGENCE SYSTEM (TIS) IN 18 MONTHS (JAN 2021 - JUNE 2022) IN THE EMEA REGION

INCIDENT DATA COMPARISON	2020	2021	18 MONTHS (JAN 2021 - JUNE 2022)
Total number of reported Cargo Crimes	6,463	8,391	11,332
% of freight thefts stating a value	65.10%	12.19%	12.4%
Total loss for all incidents recording a value	€ 172,544,465	€ 58,498,302	€ 126,567,613
Average loss for the year based on incidents reporting a value	€ 41,003	€ 57,183	€ 86,159
Number of major crimes with a loss value of €100,000 or more	203	104	182
% of crimes classified as Major Losses	3%	1.2%	1.6%
Country with the highest number of recorded freight Theft	United Kingdom - 3,100 Incidents	South Africa - 1,991 incidents	South Africa - 2,670 Incidents
Most recorded type of incident	Theft from Vehicle - 3,644 or 56.3%	Theft - 2,040 or 24.3%	Theft - 2,376 or 20.9%
Most recorded type of location	Unclassified Parking Location - 4,602 or 53.8%	Unknown Location - 2,620 or 31.2%	Unknown Location - 4,575 or 40.3%
Most recorded modus operandi used by thieves	Intrusion - 4,064 or 50.6%	Unknown - 3,331 or 39.6%	Unknown 5,435 or 47.9%
Total Number of Countries Recording losses in EMEA	56	56	78
Biggest single loss	€9,000,000 Robbery of a cash-in-transit vehicle in Lyon, France, on 28 August.	€5,292,407 Theft of 70,000 tyres in Durban, South Africa on 11 July 2021.	€17,869,520 Theft of Miscellaneous Goods in Norresundby, Denmark on 17 January 2022.

Please note that the 18 month data referred to in this report is based on the information available at the time this report was published. Additional data may have been added to the TIS database subsequently.

Copyright TAPA EMEA 2022. No part of this document may be reproduced, stored in a retrieval system or transmitted in any form or by any means electronic, mechanical, photocopying, recording or otherwise, without prior written approval of TAPA EMEA or its authorized representative. We acknowledge all third party rights for the software and data used in the generation of this document. Confidentiality: This document contains information that is confidential to TAPA EMEA, its authorized suppliers or third parties, and cannot be disclosed in whole or in part without the prior written authority of the Board of TAPA EMEA or its authorised representative. Disclaimer: All information, products and services are provided as is" without warranty of any kind. TAPA EMEA and its TIS Service Provider hereby disclaim all warranties with respect to this information, products and services, whether express or implied, including the implied warranties of merchantability and fitness for a particular purpose. In no event shall TAPA EMEA or its TIS Service Provider be liable for any direct, indirect, incidental, special or consequential damages or damages for loss of profits, revenue data or use, incurred by you or any third party, whether in an action in contract or tort, arising from your access to, or use of information, products or services obtained from TAPA EMEA TIS.



WE INVITE YOU TO JOIN THE LEADING SUPPLY CHAIN RESILIENCE & SECURITY ASSOCIATION

Cargo crime intelligence designed to help companies manage risks to their supply chains and prevent losses is just one of the benefits of being a member of the Transported Asset Protection Association (TAPA) in the Europe, Middle East & Africa (EMEA) region.

As the leading supply chain security and resilience Association, joining the TAPA Family in EMEA also entitles you to:

- Attend our TAPA EMEA Annual Face-to-Face Conference
- Participate in TAPA EMEA's annual Virtual Conference
- 24/7/365 access to the TAPA EMEA Intelligence System (TIS)
- The latest TAPA EMEA TIS Incident Alerts
- TAPA EMEA's TIS *Cargo Theft Report*
- 24/7/365 access to TAPA EMEA's Secure Truck Parking Database & Mapping Tool
- TAPA's Supply Chain Security Standards for Facilities, Trucking & Secure Parking
- TAPA Security Standards Training
- Our regular Supply Chain Resilience Webinars
- TAPA EMEA's monthly e-magazine, *Vigilant*

... plus the opportunity to network and engage with hundreds of like-minded supply chain security and resilience professionals from Manufacturers/Shippers, Logistics Service Providers, Insurers, Security Service Providers, Law Enforcement Agencies and other supply chain security stakeholders.

If you are not already a member of TAPA EMEA, or if you wish to encourage your partners and suppliers to join our Association, simply click the buttons below to find out more about our membership categories and benefits or to apply to join us.

[APPLY TO JOIN](#)



TAPA EMEA – POWERING RESILIENT SUPPLY CHAINS



EVERY INCIDENT REPORT COUNTS

REMEMBER:

The TAPA EMEA Intelligence System database does not require you to publish your name or the name of any company or companies that are victims of crime. You will simply be asked to confirm as much detail as possible relating to:

- Date of incident
- Incident category, i.e. Theft from Vehicle
- Modus operandi used by offenders
- Incident description
- Product category
- Product details
- Loss value
- Type of Location where the incident occurred, i.e. Unsecured Parking
- The town, district, region and/or postcode of where the crime occurred
- Country
- A link to a media report on the crime (if there is one)

REPORT CARGO CRIME INCIDENTS TO TISTEAM@TAPAEMEA.ORG



SETTING THE STANDARD FOR SECURE SUPPLY CHAINS

This TAPA EMEA *Cargo Theft Report* is brought to you with the support of our TAPA EMEA 2022 *Premier Partners*... we thank them for their support of our members in the region.



RiskIntelligence



www.tapaemea.org